L&T Switchgear* Business

IS NOW

Lauritz Knudsen#

Electrical & Automation

Maximum Retail Prices For Industrial Signaling Products

Effective from 01-02-2025

INDUSTRIAL SIGNALING PRODUCTS

*Under license from Larsen & Toubro Limited. | #Trademark of Schneider Electric Denmark A/S.

FROM THE COO'S DESK.

L&T Switchgear* Business IS NOW Lauritz Knudsen# Electrical & Automation

Dear Stakeholder,

We are pleased to announce the launch of our new brand "Lauritz Knudsen Electrical & Automation" on 29th May 2024 which will replace the existing brand, L&T Switchgear.

We sincerely thank you for your patronage & support over the last seven decades. We eagerly anticipate continuing this journey under the new name.

During this transition, the specific product names shall remain unchanged, such as ACBs - OMEGA & C-POWER, MCCB-DSine, Final Distribution Products (MCBs, RCCB, RCBO) – AU / Exora, Contactors -MNX/MO/MCX, Drives, PLCs, Metering products etc. Our products now feature a refreshed look that reflects our brand image and brings more consistency across our product line. However, please note that this change will not affect the ordering CAT numbers, technical parameters, and dimensions of our product range. Once the old brand material is exhausted, we will exclusively supply products under our new brand identity.

We assure you that this brand transition will be seamless, ensuring continuous availability of the products, including spares and after-sales support throughout the product's life cycle, whether under the L&T Switchgear or Lauritz Knudsen brand. Product warranties, as per our standard terms, will be honoured for products in both brands.

We kindly request you to update our new brand, Lauritz Knudsen Electrical & Automation, in your list of approved makes.

Thank you for your continued support and cooperation.

Naresh Kumar

Best regards,
Naresh Kumar,
COO & Sr, VP, Electrical Standard Products
Lauritz Knudsen Electrical & Automation

*Under license from Larsen & Toubro Limited. | #Trademark of Schneider Electric Denmark A/S.

Content

Rotary Switches	01
Load Break Switches	13
Cable Ducts	16
Timing Devices, Supply Monitors & ELR	21
Modular Remote Control Units	31

Note :

Colour of HSN code signifies below
[Green colour : HSN code]
Current GST 18%, subject to changes as per Govt. notification

SMARTCOMM
EMS

THE ENERGY MANAGEMENT SYSTEM
THAT FOSTERS ENERGY EFFICIENCY

SmartComm EMS is a simple yet robust solution for organizations seeking to optimize energy consumption and operational efficiency, all within a user-friendly environment. The on-premise implementation gives you direct control and oversight of energy-related data, allowing for real-time monitoring, analysis, and decision-making through an intuitive and easy-to-use interface. With cutting edge features, SmartComm EMS empowers you to proactively manage energy usage, identify savings opportunities, and ensure compliance with sustainability goals and regulations.

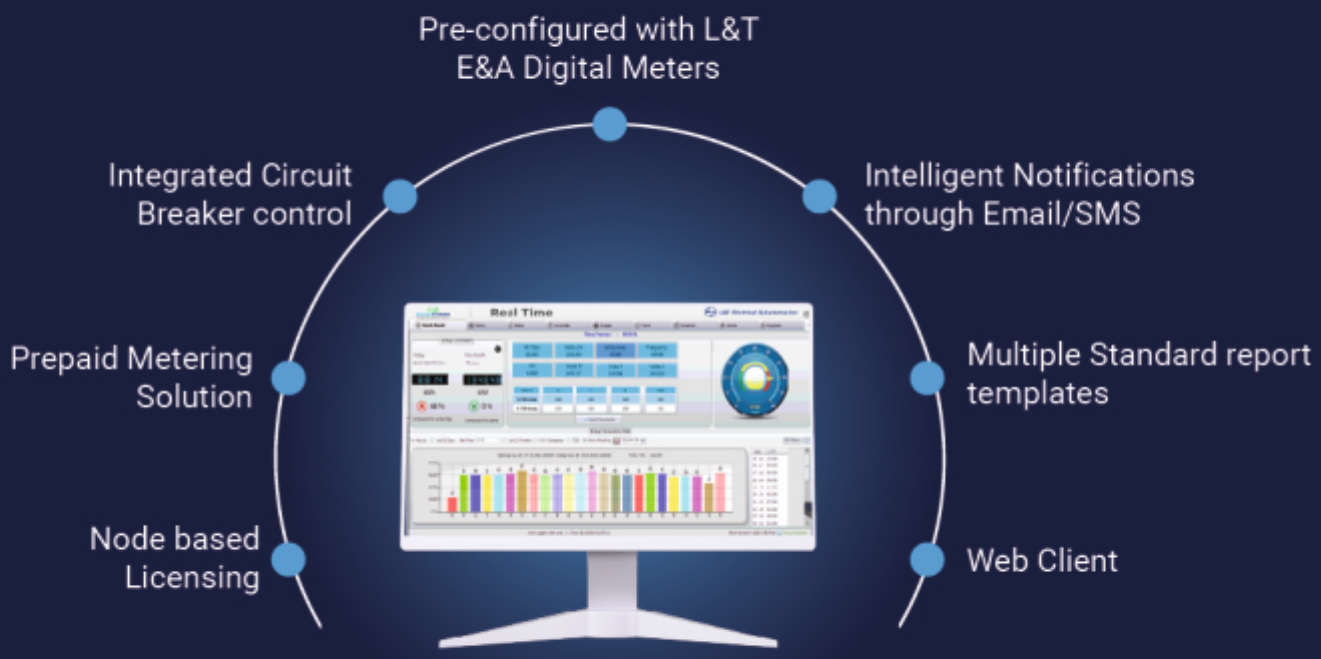

Lauritz Knudsen
Electrical & Automation

Increase efficiency by 75% with our Single Hole Mounting Rotary Switch

Single hole mounting (SHM) range of rotary switches uses a unique mounting concept that requires just a single Ø22.5 cut out to mount the switches on the panel



- Available from 6A-32A with B14 / B19 mounting
- Easy mounting - Reduces assembly time
- Wiring accessibility : Switch can be wired separately and then snap fitted to the mounting assembly using locking lever
- Single hole cutout - It requires a single cutout to mount on the panel

Customer Interaction Center (CIC)
Telephone No. : 02269327800

Rotary Switches

Note: All mentioned prices are for Standard Mounting & Knob. Kindly reach our branch offices for details of other mountings & knobs.

Cam Operated Rotary Switches [8536]

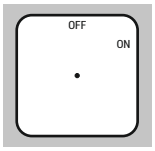

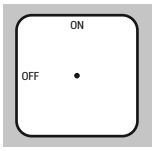

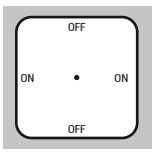

Isolators Switches (ON-OFF Switches)

60° Operation	90° Operation	90° Operation Complete Rotation	Description	M.R.P. (₹) Per Unit								
Cat. No.: Program Code (First 5 digits), Next 5 digits in () # → ↓				6A (SAB13)	10A (SBB13)	16A (SCB03)	25A (SEB03)	32A (SFB03)	40A (SGB03)	63A (SIB03)	100A (SKB03)	200A (SNB03)
61001	61191	61195	1 Pole ON - OFF	160	265	365	400	500	645	750	3940	5095
61002	61192	61198	2 Pole ON - OFF	205	300	415	495	585	775	960	4930	6640
61003$	-	-	3 Pole ON - OFF	220	365	750	935	1040	1300	1870	6680	8700
-	61199	61197		220	365	485	650	725	905	1295	6075	8290
61004	61194	61196	4 Pole ON - OFF	275	405	525	785	845	1025	1550	7030	9860

Note : Offered upto 12 Pole
$ Motor Duty Switch (AC-3 Duty)

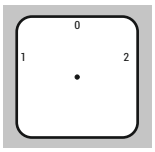

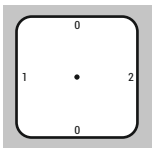

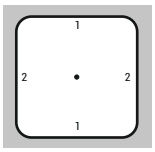

Changeover Switches (Local - Remote, Auto - Manual Switches)

With Center OFF (60°)	With OFF (90°)	Without OFF (90°) with Complete Rotation	Description	M.R.P. (₹) Per Unit								
Cat. No.: Program Code (First 5 digits), Next 5 digits in () # → ↓				6A (SAB13)	10A (SBB13)	16A (SCB03)	25A (SEB03)	32A (SFB03)	40A (SGB03)	63A (SIB03)	100A (SKB03)	200A (SNB03)
61025	61151	61037	1 P 2W	205	335	460	500	565	750	1020	5095	7370
61026	61152	61038	2 P 2W	275	400	525	680	785	1030	1550	7455	11230
61027	61153	61039	3 P 2W	335	495	695	1025	1105	1295	2075	9660	14370
61028	61154	61040	4 P 2W	415	580	805	1350	1415	1565	2605	12200	17940

Phase Changeover (PS Series Switches)

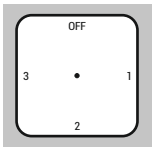

Cat. No.: Program Code (First 5 digits), Next 5 digits in () # → ↓	Description	M.R.P. (₹) Per Unit			
		25A (PEB03)	32A (PFB03)	40A (PGB03)	63A (PIB03)
61060	1 P 3W with OFF	430	530	780	876

Phase Changeover in SS enclosure

Cat. No.	Description	M.R.P. (₹) Per Unit			
		25A (E)	32A (F)	40A (G)	63A (I)
72347P□M17TDYR.	PS Series Switches in SS enclosure	3420	3600	5320	5450

Note : Prices are available on request for higher than 4 Pole ON-OFF version.
Please contact nearest E&A branch office for prices.
For complete ordering code, Kindly refer Page No.10

ON - OFF Spring Return Switches

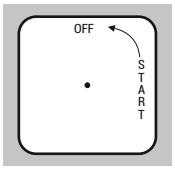

Description	Cat. No.: Program Code (First 5 digits), Next 5 digits in () # → ↓	M.R.P. (₹) Per Unit	
		16A (SCB03)	25A (SEB03)
1 P ON - OFF	61351	785	1225
2 P ON - OFF	61352	825	1385
3 P ON - OFF	61353	935	1655
4 P ON - OFF	61354	1100	1805

Double Throw with Spring Return Switches

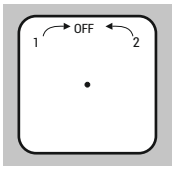

Description	Cat. No.: Program Code (First 5 digits), Next 5 digits in () # → ↓	M.R.P. (₹) Per Unit	
		16A (SCB03)	25A (SEB03)
1 P 2W W/OFF Spring Return	61361	825	1385
2 P 2W W/OFF Spring Return	61362	1215	1805
3 P 2W W/OFF Spring Return	61363	1325	2255

One Side Spring Return Switches

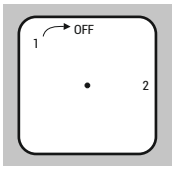

Description	Cat. No.: Program Code (First 5 digits), Next 5 digits in () # → ↓	M.R.P. (₹) Per Unit	
		16A (SCB03)	25A (SEB03)
1 P 3W Spring Return - OFF from 1	61364	750	1385
2 P 3W Spring Return - OFF from 1	61365	1100	1805
3 P 3W Spring Return - OFF from 1	61369	1205	2255

Spring Return Switches without OFF

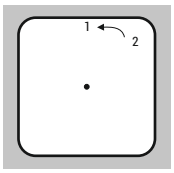

Description	Cat. No.: Program Code (First 5 digits), Next 5 digits in () # → ↓	M.R.P. (₹) Per Unit	
		16A (SCB03)	25A (SEB03)
1 P 2W Spring Return - from 2 to 1	61371	750	1385
2 P 2W Spring Return - from 2 to 1	61372	1100	1805
3 P 2W Spring Return - from 2 to 1	61373	1205	2255

Start Stop Spring Return Switches

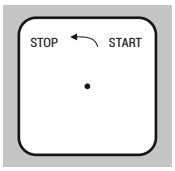

Description	Cat. No.: Program Code (First 5 digits), Next 5 digits in () # → ↓	M.R.P. (₹) Per Unit	
		16A (SCB03)	25A (SEB03)
1 P Start Stop Spring Return	61300	935	1400
2 P Start Stop Spring Return	61388	1100	1805

For complete ordering code, Kindly refer Page No. 10

Multi Step Switches [8536]

Multi Step Switches with OFF

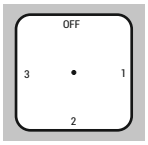

3 Way

Description	Cat. No. #	M.R.P. (₹) Per Unit								
		6A (SAB13)	10A (SBB13)	16A (SCB03)	25A (SEB03)	32A (SFB03)	40A (SGB03)	63A (SIB03)	100A (SKB03)	200A (SNB03)
1 P 3W	61060	240	380	480	PS Series Switches (Refer page no. 2)				5175	7865
2 P 3W	61080	335	440	585	810	870	1250	1410	7610	12025
3 P 3W	61100	485	595	995	1200	1305	1675	2175	9935	15790
4 P 3W	61131	620	765	1205	1500	1645	2240	2615	12555	19800

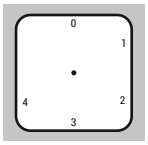

4 Way

1 P 4W	61061	285	345	695	850	940	1070	1450	7280	***
2 P 4W	61081	485	635	825	895	1040	1530	1700	12200	***
3 P 4W	61101	670	805	1305	1500	1720	1950	2615	18385	23745
4 P 4W	61132	810	1190	1660	1800	1920	2535	3015	25800	38700

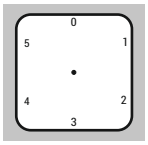

5 Way

1 P 5W	61062	310	445	740	1060	1075	1100	1560	***	14775
2 P 5W	61082	560	835	1070	1445	1700	1745	2180	***	***
3 P 5W	61102	745	1525	1860	2050	2260	2520	2955	24475	***

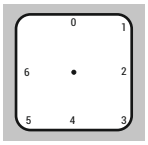

6 Way

1 P 6W	61063	405	555	775	1070	1095	1135	1735	***	***
2 P 6W	61083	670	***	1135	1685	1950	***	3655	***	***
3 P 6W	61103	930	***	2135	2415	2600	***	3040	***	***

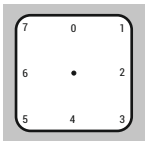

7 Way

1 P 7W	61064	415	625	840	1075	1130	1175	1820	***	***
2 P 7W	61084	700	***	1110	1690	1800	2490	2885	***	***
3 P 7W	61104	970	***	1800	2225	***	3400	4005	***	***

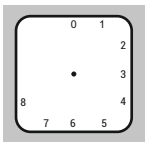

8 Way

1 P 8W	61065	470	680	835	1475	1650	1855	3005	***	***
2 P 8W	61085	765	***	1520	***	***	***	***	***	***

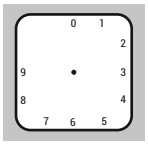

9 Way

1 P 9W	61066	485	***	***	***	***	***	***	***	***
2 P 9W	61086	870	***	2230	***	***	***	***	***	***

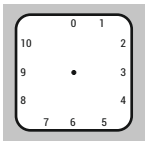

10 Way

1 P 10W	61067	560	825	1165	2520	***	***	***	***	***
2 P 10W	61087	900	***	***	***	***	***	***	***	***

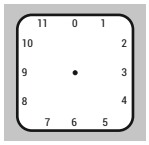

11 Way

1 P 11W	61068	670	***	1060	2755	***	***	***	***	***
2 P 11W	61088	1020	***	***	***	***	***	***	***	***

*****Prices are available on request.**

Program Code first 5 digits, Next 5 digits in (), For complete ordering code, kindly refer Page No.10

Multi Step Switches without OFF

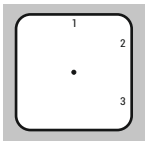

3 Way

Description	Cat. No. #	M.R.P. (₹) Per Unit								
		6A (SAB13)	10A (SBB13)	16A (SCB03)	25A (SEB03)	32A (SFB03)	40A (SGB03)	63A (SIB03)	100A (SKB03)	200A (SNB03)
1 P 3W W/O OFF	61049	225	365	490	625	650	1000	1130	***	7980
2 P 3W W/O OFF	61069	335	550	685	825	1240	1250	1475	7610	14370
3 P 3W W/O OFF	61089	485	680	1025	1200	1305	1675	2175	9935	15940
4 P 3W W/O OFF	61120	620	765	1190	1525	1625	3565	3935	***	20665

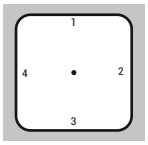

4 Way

1 P 4W W/O OFF	61050	255	395	590	750	785	1090	1515	5175	8155
2 P 4W W/O OFF	61070	375	600	695	885	975	1305	1700	8000	12920
3 P 4W W/O OFF	61090	515	635	1110	1415	1565	1710	2285	10535	17420
4 P 4W W/O OFF	61121	715	830	1295	1710	1820	2285	3050	12945	22040

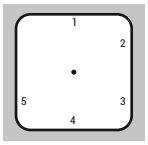

5 Way

1 P 5W W/O OFF	61051	310	410	640	845	1040	***	1560	6645	***
2 P 5W W/O OFF	61071	560	745	890	1355	1700	***	***	***	16370
3 P 5W W/O OFF	61091	745	1525	1695	1855	2035	2155	3040	***	20815

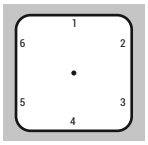

6 Way

1 P 6W W/O OFF	61052	325	670	800	940	1075	1260	1595	7610	14905
2 P 6W W/O OFF	61072	655	785	1075	1680	1725	1745	2230	15170	19500
3 P 6W W/O OFF	61092	795	1435	1825	2005	2080	2275	3040	25800	40785

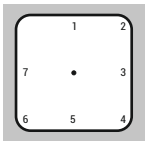

7 Way

1 P 7W W/O OFF	61053	405	625	725	1110	***	***	***	13415	***
2 P 7W W/O OFF	61073	700	***	1205	1710	***	***	3395	***	***
3 P 7W W/O OFF	61093	970	***	1990	2595	***	***	4090	***	***

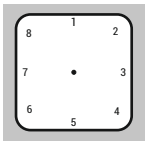

8 Way

1 P 8W W/O OFF	61054	415	740	900	1130	1190	1310	1920	12745	***
2 P 8W W/O OFF	61074	740	1175	1520	1785	1930	***	3725	***	***
3 P 8W W/O OFF	61094	1040	***	2170	2330	2380	2720	4295	***	***

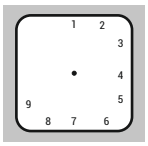

9 Way

1 P 9W W/O OFF	61055	485	***	1440	***	***	***	***	***	***
2 P 9W W/O OFF	61075	820	***	1510	***	***	***	***	***	***

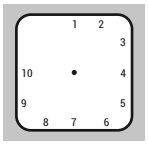

10 Way

1 P 10W W/O OFF	61056	520	790	1600	***	***	***	***	***	***
2 P 10W W/O OFF	61076	910	***	***	***	***	***	***	***	***

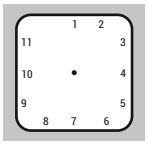

11 Way

1 P 11W W/O OFF	61057	960	***	***	***	***	***	***	***	***
2 P 11W W/O OFF	61077	1095	***	***	***	***	***	***	***	***

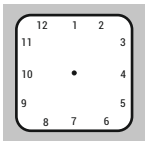

12 Way

1 P 12W W/O OFF	61058	1015	***	1190	2850	3035	***	3810	***	***
2 P 12W W/O OFF	61078	1190	***	3555	***	***	***	***	***	***

***Prices are available on request.

Program Code first 5 digits, Next 5 digits in (), For complete ordering code, kindly refer Page No.10

Instrumentation Selector Switches [8536]

Ammeter Selector Switches (ASS)

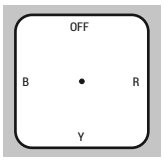

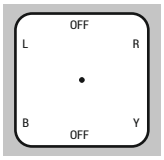

Description	Cat. No.	Amps	M.R.P. (₹) Per Unit
Line Currents with OFF with CT	**61325 SAB13TDYR**	6A	**335**
Line Currents with OFF with CT	**61325 SBB13TDYR**	10A	**355**
Line Currents with OFF with CT	**61325 SCB03TDYR**	16A	**520**
Line Currents with OFF without CT	**71000 SCB03TDYR**	16A	**1480**
Direct Currents with OFF without CT	**71000 SEB03TDYR**	25A	**1710**
Direct Currents with OFF without CT	**71000 SFB03TDYR**	32A	**2055**
Direct Currents with OFF without CT	**71000 SGB03TDYR**	40A	**3615**
Direct Currents with OFF without CT	**71000 SIB03TDYR**	63A	**3815**

Voltmeter Selector Switches (VSS)

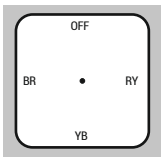

Description	Cat. No.	Amps	M.R.P. (₹) Per Unit
Voltage between Phases with OFF	**61312 SAB13TDYR**	6A	**245**
Voltage between Phases with OFF	**61312 SBB13TDYR**	10A	**325**
Voltage between Phases with OFF	**61312 SCB03TDYR**	16A	**465**

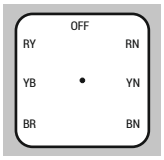

Description	Cat. No.	Amps	M.R.P. (₹) Per Unit
Voltage between Phases & Individual Phases to Neutral with OFF	**61313 SAB13TDYR**	6A	**435**
Voltage between Phases & Individual Phases to Neutral with OFF	**61313 SBB13TDYR**	10A	**635**
Voltage between Phases & Individual Phases to Neutral with OFF	**61313 SCB03TDYR**	16A	**875**

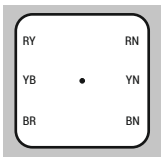

Description	Cat. No.	Amps	M.R.P. (₹) Per Unit
Voltage between Phase & Phase to Neutral without OFF	**61314 SBB13TDYR**	10A	**630**

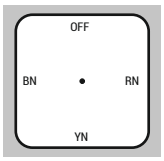

Description	Cat. No.	Amps	M.R.P. (₹) Per Unit
Voltage between Phase & Phase to Neutral without OFF	**61311 SAB13TDYR**	6A	**435**

Ammeter & Voltmeter Combined Switch

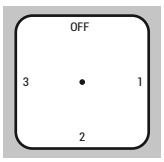

Description	Cat. No.	Amps	M.R.P. (₹) Per Unit
Voltage between Phases to Neutral & Current of that Phase	**61338 SBB13TDYR**	10A	**670**

Control your breaker remotely through TNC switch

Breaker Control Switches (Trip-Neutral-Close)

- 1NO+1NO, 2NO+2NC model available in 25A
- Barrel lock option available
- Lost motion contact (LMD) & Sequence Locking available

Customer Interaction Center (CIC)
Telephone No. : 02269327800

Breaker Control Switches (Trip - Neutral - Close)

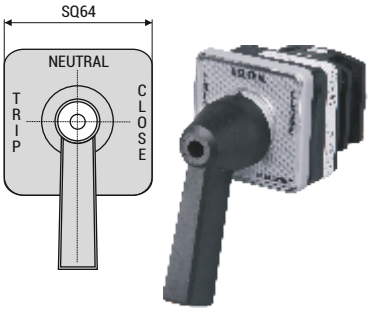

Rating	Contact Arrangement	Mounting Type	Cat. No.	M.R.P. (₹) Per Unit
25A	1Trip + 1Close	Standard	73257SEB03PGBB	1270
25A	1Trip + 1Close	Standard	73257SEB03PGYR	1270
25A	1Trip + 1Close	Standard	73257SEB03PGGB	1270
25A	1Trip + 1Close	Barrel Lock	73257SEB90PGBB	1775
25A	2Trip + 2Close	Standard	72009SEB03PGBB	1490
25A	2Trip + 2Close	Standard	72009SEB03PGYR	1490
25A	2Trip + 2Close	Standard	72009SEB03PGGB	1490
25A	2Trip + 2Close	Barrel Lock	72009SEB90PGBB	2175

Other option such as sequence inter lock (SIL) & lost motion device (LMD) available on request.

Motor Duty Switches

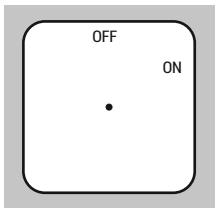

61003

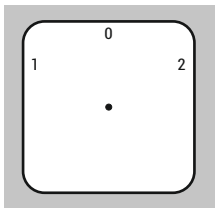

61211

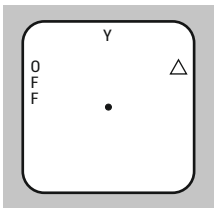

61200

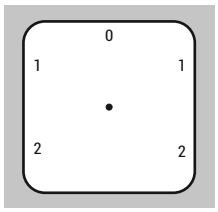

61217

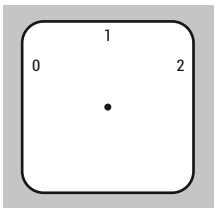

61212

Description	Cat. No. #	M.R.P. (₹) Per Unit						
		16A (SCB03)	25A (SEB03)	32A (SFB03)	40A (SGB03)	63A (SIB03)	100A (SKB03)	200A (SNB03)
ON - OFF Switch	61003	750	935	1040	1300	1870	6680	8700
FOR - OFF - REV Switch	61211	565	695	825	2145	2615	6655	10730
Star - Delta Switch	61200	750	985	1235	1885	2415	***	***
2 Speed for FOR - OFF - REV Switch	61217	***	1780^	***	2975	***	***	***
2 Speed forward Switch	61212	825	1620	2030	2545	3125	8325	9615

^ Supplied only with ball grip handle
# Program Code first 5 digits, Next 5 digits in ( ), For complete ordering code, kindly refer Page No.10

Switches in Enclosure

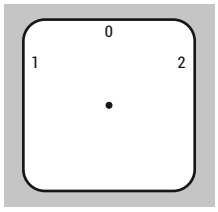

73393, 71913

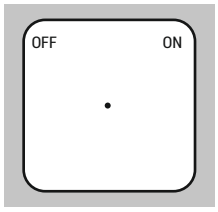

72244

Description	Cat. No.	Amps	M.R.P. (₹) Per Unit
FOR - OFF - Rev in SS with ball grip handle	73393SCM17BGXB	16A	730
FOR - OFF - Rev in SS with ball grip handle	71913SEM17BGYR	25A	1110
FOR - OFF - Rev in SS with ball grip handle	71913SFM17BGYR	32A	1530
3 Pole ON - OFF in SS	72244SEM17TDYR	25A	965
3 Pole ON - OFF in SS	72244SFM17TDYR	32A	1320
3 Pole 2Way Without OFF in SS	61153SCM17TDYR	16A	1155

For any other rating requirement please contact nearest E&A branch office

Rotary Switch Accessories [8538]

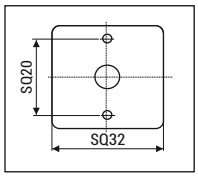

Front Plate Assembly

Description	Cat. No.	Size	M.R.P. (₹) Per Unit
Front Plate for 6 to 16A	FP16SQ48	48 x 48	35
Front Plate for 25 & 32A	FP32SQ64	64 x 64	70
Front Plate for 40 to 200A	FP200SQ88	88 x 88	105

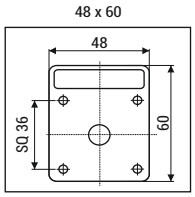

Special Front Plate Assembly

Description	Cat. No.	Size	M.R.P. (₹) Per Unit
SPL IND Plates upto 16A	FPRT4860	48 x 60	70
SPL IND Plates for 16 - 32A	FPRT6480	64 x 80	115

Tear Drop

Flag Knob

Ball Grip

Lever Handle

Handles & Knobs

Description	Cat. No.	Size	M.R.P. (₹) Per Unit
Flag Handle for 16A	KNFHS2	48 x 48, 48 x 60	20
Flag Handle for 25 - 32A	KNFHS3	64 x 64, 64 x 80	35
Ball Handle for 16 - 32A	HNBHS1	64 x 64, 64 x 80	95
Ball Handle for 40 - 63A	HNBHS2	88 x 88, 104 x 104	105
PG Handle for 16 - 32A	HNPGS1	64 x 64, 64 x 80	115
Lever Handle for 40 - 200A	HNLVS1	88 x 88, 104 x 104	145
Tear Drop for 6 - 16A	KNTDS1	48 x 48, 48 x 60	20
Tear Drop for 16 - 32A	KNTDS2	64 x 64, 64 x 80	35
Tear Drop for 40 - 400A	KNTDS3	88 x 88, 104 x 104	75

Script Plate (marking plate)

Description	Cat. No.	Size	M.R.P. (₹) Per Unit
Script Plate for 6 - 16A	SPSQ48	48 x 48	20
Script Plate for 16 - 32A	SPSQ64	64 x 64	25
Script Plate for 40 - 200A	SPSQ88	88 x 88	30
Script Plate for 6 - 16A	SPRT4816	48 x 16	10
Script Plate for 6 - 32A	SPRT6416	64 x 16	15

Mounting Plates (used for Back Fixing Plate)

Description	Cat. No.	Size	M.R.P. (₹) Per Unit
Rear MTG Plate for 6 - 16A	MPSQ48	48 x 48	15
Rear MTG Plate for 25 - 32A	MPSQ64	64 x 64	25
Rear MTG Plate for 40 - 63A	MPSQ88	88 x 88	65
Rear MTG Plate for 80 - 400A	MPSQ104	104 x 104	115
DIN Rail Attachment upto 32A	B21DIN35	-	105

Wall Type Mounting Boxes (upto 32A - maximum 4 Contacts)

Description	Cat. No.	M.R.P. (₹) Per Unit
Plastic / ABS Enclosure B17 16A upto 3 Stage / 25A upto 2 Stage	WMBABS	715
Aluminium Enclosure B17 16A upto 3 Stage / 25A upto 2 Stage	WMBAL	1185
SS Enclosure M17 upto 32A - 4 Stage	WMBSS	445

B31 PVC Enclosure

Note : Switches to be order separately.

Script Plate - Silver Finish (for Black Front Plate Assembly Only)

Description	Cat. No.	Size	M.R.P. (₹) Per Unit
Silver Fainish 48 x 48 mm	SFSQ48	48 x 48	21
Silver Finish 64 x 64 mm	SFSQ64	64 x 64	24
Silver Finish 88 x 88 mm	SFSQ88	88 x 88	30
Silver Finish 104 x 104 mm	SFSQ104	104 x 104	53

Shrouding Cover (maximum 6 Contacts Round Type)

Description	Cat. No.	M.R.P. (₹) Per Unit
Shrouding Cover for 6 - 10A	SHCS1	75
Shrouding Cover for 16A	SHCS2	75
Shrouding Cover for 25 - 32A	SHCS3	110
Shrouding Cover for 40 - 63A	SHCS4	115
Special Cover for Extended Termination 80 - 400A (maximum 2 Contact Stage)	SHCS5	865

Ordering Code for Rotary Switches

Example for :	1. Programme Code					2. Type	3. Ampere	4. Mounting			5. Knob		6. Colour	
25A 3 Pole														
ON - OFF Switch	6	1	1	9	7	S	E	B	0	3	T	D	Y	R

1. Programme Code

Programme	Programme Code
Isolators	Pg. No. 1
Changeovers Switches	Pg. No. 1
Phase Changeovers Switches	Pg. No. 2
Spring Return Switches	Pg. No. 3
Multistep Switches with OFF	Pg. No. 4
Multistep Switches without OFF	Pg. No. 5
Instrumentation Switches	Pg. No. 6
Motor Control Switches	Pg. No. 8
Switches in SS Enclosure	Pg. No. 8
Breaker Control Switches	Pg. No. 8

2. Type Selection

Type	Code
S-Series (6 to 400A)	S
Touch Proof (6 to 16A)	T
Rear Access Termination (16 to 63A)	R
Phase Selector Only for 1 Pole 3 Way with OFF (25 to 63A)	P
DC Switches (16 to 500A)	D

S Series Open Version

TP Series Touch Proof

RT Series Touch Proof & Rear Termination

3. Ampere Selection

Ampere	Code	Ampere	Code
6	A	100	K
10	B	125	L
16	C	160	M
20	D	200	N
25	E	250	O
32	F	300	P
40	G	400	Q
50	H	500	R
63	I	600	S
80	J	800	T

4. Mounting Style

B03/B13
Standard Mounting

B19/B14
Single Hole Mounting

B33
Round Padlock

B30
Rectangular Padlock

B63
Key Lockable Type

B17
ABS Enclosure

M17
Metal Enclosure

B02
Rear/Base Mounting

B21
DIN Rail Mounting

B42
Rear Mounting with Door Interlock

5. Knob / Handle Selection

Code - TD

Tear Drop

Code - FH

Flag Knob

Code - PG

Pistol Grip

Code - BG

Ball Grip

Code - LV

Lever Handle

6. Color Combination Selection Table

Code - YR

Yellow Front Plate
Red Knob

Code - GB

Grey Front Plate
Black Knob

Code - BB

Black Front Plate
Black Knob

Code - AB

Aluminum Foil with
Black Knob

Front Plate

Standard Style	Frame Size	Bigger Style
Current Ratings 6/10 Amps	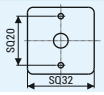	**Current Ratings** ---
16/20 Amps	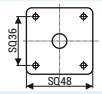	6/10 Amps
25/32 Amps	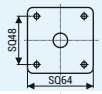	16/20 Amps
S40 Amps & above	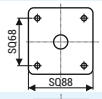	25/32 Amps
-	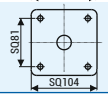	S40 Amps & above

Note : 1. For ratings of 6/10A, standard mounting style is B13
2. Single hole mounting equivalent of B03 is B19 and B13 is B14.

Mounting Feasibility

Mounting Code	Description		Feasibility					
			6/10A	16/20A	25/32A	40/63A	80/100/ 125A	200/ 400A
B03	Front Mounting, Standard Mounting plate			✓	✓	✓	✓	✓
B13	Front Mounting with next size plate		✓	✓	✓	✓	✓	✓
B00	Front Mounting 48 x 48 plate for 25/32A and 64 x 64 plate for 40/63A				✓	✓		
B19	Single Hole Mounting 32 x 32 plate for 6/10A only 48 x 48 Plate for 16-32A		✓	✓	✓			
B14	Single Hole Mounting 48 x 48 plate for 6/10A		✓					
B33	Front Mounting with Round Padlock for 2 Position (for Isolators)			✓	✓	✓	✓	✓
B30	Front Mounting with Rectangular Padlock 2 Position (for Isolators)			✓	✓	✓	✓	✓
B63	Key Lockable type (Handle/Knob)			✓	✓	✓		
B90	Center Key Lock (Pistol grip Handle in black color only)			✓	✓			
B02	Rear / (Back/Base) Mounting		✓	✓	✓	✓	✓	✓
B21	DIN Rail Mounting on 35 mm Rail 6-32 Amps		✓	✓	✓			
B32	Rear / Base Mounting, Door Interlock + Rectangular Padlock (B30+B42)Base			✓	✓	✓	✓	✓
B34	Rear / Base Mounting Door Interlock + Round Padlock (B33+B42)			✓	✓	✓	✓	✓
B41	Rear Mounting with Clutch Mechanism on Door			✓	✓	✓	✓	✓
	(Door Open in all position without Interlock)							✓
B42	Rear Mounting with Interlock Mechanism on Door			✓	✓	✓	✓	✓
F47	Door Clutch, Mounting Plate at front			✓	✓	✓	✓	✓
B17	ABS Enclosure	**Max stages**	**upto 4**	**upto 3**	**upto 5**	**upto 5**		
B31	ABS Enclosure with Round Padlock (B33+B17)	**Max stages**		**upto 2**	**upto 2**	**upto 2**		
M17	Metal Enclosure	**Max stages**	**upto 4**	**upto 4**	**upto 3**			
A17	Aluminium Enclosure	**Max stages**	**upto 4**	**upto 3**	**upto 2**			
B40	Single Hole Mounting with Padlock 48 x 48 Plate For 16-32A			✓	✓			
B43	Single Hole Mounting with Center key 48 x 48 Plate for 16-32A			✓	✓			
B45	Single Hole Mounting with Round Ring with Knob 16A-32A			✓	✓			

Single Hole Mounting Rotary Switch

Single hole mounting (SHM) range of rotary switches uses a unique mounting concept that requires just a single Ø22.5 cutout to mount the switches on the panel. These help in reducing the time and cost during assembly.

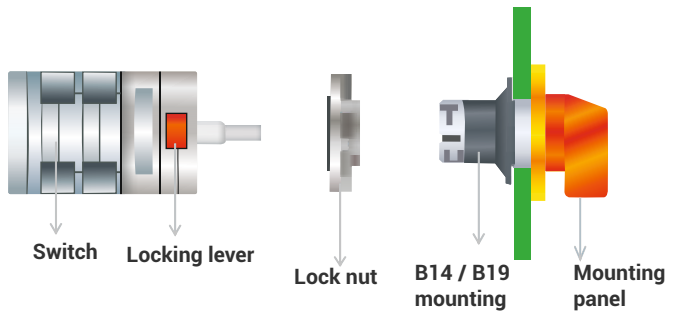

Benefits :

- Single hole panel cutout - makes easier for fitting on the panel
- Easy mounting - reduces assembly time by 50% over conventional 5 hole mounting
- Wiring accessibility - reduces wiring time, the switch can be wired separately and then snap fitted to the mounting assembly using the locking lever.

3 Pole EB - GEN Changeover Switches

B13 Mounting

Description	Cat. No.	M.R.P. (₹) Per Unit						
		25A (E)	32A (F)	40A (G)	63A (I)	80A (J)	100A (K)	125A (L)
3 Pole C/O Front Panel Mounting	EBX31153B13BGYR	2538	2643	3083	3208	*	*	*
3 Pole C/O Rear Mounting	EBX31153MB42BGYR	2944	3051	3551	3662	6545	8189	10229
3 Pole C/O in SS Enclosure	EBX31153SB31BGYR	3520	3616	4185	4309	*	*	*
3 Pole C/O Rear Mounting	EBX31153B21BGYR	2944	3051	3551	3662	6545	8189	10229
3 Pole C/O Rear Mounting	EBX31153MB34LHGB	2944	3051	3551	3662	6545	8189	10229
3 Pole C/O in Polycarbonate Enclosure	EBX31153B31LBGYR	3520	3616	4185	4309	*	*	*
3 Pole C/O in SS Enclosure	EBX31153SB31XLLHYR	*	*	*	*	9250	10882	12922

4 Pole EB - GEN Changeover Switches

MB42 Mounting

Description	Cat. No.	M.R.P. (₹) Per Unit						
		25A (E)	32A (F)	40A (G)	63A (I)	80A (J)	100A (K)	125A (L)
4 Pole C/O Front Panel Mounting	EBX31154B13BGYR	2944	3051	3616	3721	*	*	*
4 Pole C/O Rear Mounting	EBX31154MB42BGYR	3316	3444	4066	4250	8255	10329	12902
4 Pole C/O in SS Enclosure	EBX31154SB31BGYR	3925	4077	4729	4897	*	*	*
4 Pole C/O Rear Mounting	EBX31154B21BGYR	3316	3444	4066	4233	8255	10329	12902
4 Pole C/O Rear Mounting	EBX31154MB34LHYR	3316	3444	4066	4233	8255	10329	12902
4 Pole C/O in Polycarbonate Enclosure	EBX31154B31LBGYR	3925	4077	4729	4897	*	*	*
4 Pole C/O in SS Enclosure	EBX31154B31XLLHYR	*	*	*	*	10958	13018	15607

Rating Selection Table

SB31 Enclosure

Ampere (A)	Code (□)
25	E
32	F
40	G
63	I

Note : SB 31 Enclosure for 25A to 63A ratings.
B21 Mounting model is similar to B13 model with links provided on the common side.
*** - Please contact nearest E&A branch office.

Load Break Switches [8536]

AC ON LOAD ISOLATORS

- AC 23 Utilization category
- Range from 16-125 Amps upto 8 pole
- Multiple mounting options, ABS / Aluminium sheet steel enclosures / IP65 / NEMA Rated
- Add on pole Power / Neutral & Auxiliary pole
- Changover switches from 25-125 Amps upto 4 poles Confirms to IEC 60947-1 & 3, EN 60947-3, UL60947-4-1

B03 MB34 SB31M

LB 3 Pole ON - OFF Switches

Description	Cat. No.	Can also be given on request	M.R.P. (₹) Per Unit								
			16A (C)	20A (D)	25A (E)	32A (F)	40A (G)	63A (I)	80A (J)	100A (K)	125A (L)
Single Hole MTG Switch with Flag Knob	LBX32300B19FPYR		871	889	*	*	*	*	*	*	*
Front Plate MTG with Flag Knob	LBX32300B40FPYR		847	871	*	*	*	*	*	*	*
Front Panel MTG with B03 (48x48) Plate	LBX32300B03FLYR	32309	775	793	859	889	1021	1096	*	*	*
Front Panel MTG with B13 (64x64) Plate with Flag Knob	LBX32300B13FLYR	32306/32309	775	793	859	889	1021	1096	2770	3475	4365
Front Panel MTG with B13 (64x64) Plate with BG Handle	LBX32300B13BGYR	32309	*	*	944	977	1105	1168	*	*	*
DIN Rail MTG Switch with Flag Knob	LBX32300B23FLGB		*	*	859	889	1021	1096	*	*	*
Rectangular Pad Lock Switch with TDYR	LBX32300B30TDYR		*	*	1039	1096	1202	1264	*	*	*
Round Pad Lock Switch with RDYR	LBX32309B33RDYR		847	870	944	977	1105	1168	3003	3748	4684
Switch with B63 Lock & Key Version	LBX32309B63TDYR		*	*	1436	1501	1626	1670	*	*	*
Base MTG Switch with DIL and Pad Lock	LBX32309MB34RDYR		1352	1394	1501	1584	1650	1776	4001	4995	6245
Base MTG Switch with BG Handle	LBX32309MB42BGYR		1352	1394	1501	1584	1650	1776	4001	4995	6245
Switch in Polycarbonate Enclosure - in B31SM	LBX32300B31SMRDYR		1716	1768	1909	1958	2141	2196	*	*	*
Switch in Polycarbonate Enclosure - in B31M	LBX32309B31MRDYR		*	*	*	*	2141	2196	*	*	*
Switch in Polycarbonate Enclosure - in B31L with Leech Handle	LBX32309SB31LLHYR		*	*	*	*	*	*	5635	6641	7881
Switch in SS Enclosure - in SB31L with Leech Handle	LBX32309SB31LLHYR		*	*	*	*	*	*	5635	6641	7881

LB 4 Pole ON - OFF Switches

Description	Cat. No.	Can also be given on request	M.R.P. (₹) Per Unit								
			16A (C)	20A (D)	25A (E)	32A (F)	40A (G)	63A (I)	80A (J)	100A (K)	125A (L)
Single Hole MTG Switch with Flag Knob	LBX32400B19FPYR		1082	1105	*	*	*	*	*	*	*
Front Plate MTG with Flag Knob	LBX32400B40FPYR		1063	1082	*	*	*	*	*	*	*
Front Panel MTG with B03 (48x48) Plate	LBX32400B03FLYR	32409	987	1009	1097	1127	1319	1394	*	*	*
Front Panel MTG with B13 (64x64) Plate with Flag Knob	LBX32400B13FLYR	32406/32409	987	1009	1097	1127	1319	1394	3400	4266	5346
Front Panel MTG with B13 (64x64) Plate with BG Handle	LBX32400B13BGYR	32409	1181	1213	1405	1469	*	*	*	*	*
DIN Rail MTG Switch with Flag Knob	LBX32400B23FLGB		*	*	1097	1127	1319	1394	*	*	*
Rectangular Pad Lock Switch with TDYR	LBX32400B30TDYR		*	*	1274	1329	1498	1565	*	*	*
Round Pad Lock Switch with RDYR	LBX32409B33RDYR		1063	1082	1181	1213	1405	1469	3475	4339	5424
Switch with B63 Lock & Key Version	LBX32409B63TDYR		*	*	1670	1737	1925	1970	*	*	*
Base MTG Switch with DIL and Pad Lock	LBX32409MB34RDYR		1565	1607	1737	1819	1951	2078	4633	5784	7228
Base MTG Switch with BG Handle	LBX32409MB42BGYR		1565	1607	1737	1819	1951	2078	4633	5784	7228
Switch in Polycarbonate Enclosure - in B31SM	LBX32400B31SMRDYR		1925	1982	2141	2194	*	*	*	*	*
Switch in Polycarbonate Enclosure - in B31M	LBX32409B31MRDYR		*	*	*	*	2439	2494	*	*	*
Switch in Polycarbonate Enclosure - in B31L with Leech Handle	LBX32409SB31LLHYR		*	*	*	*	*	*	6268	7430	8866
Switch in SS Enclosure - in SB31L with Leech Handle	LBX32409SB31LLHYR		*	*	*	*	*	*	6268	7430	8866
Auxiliary Contact	FM / RM		218	218	268	268	268	268	793	793	793
Add-on Contact Additional Pole	FM / RM		224	233	251	281	327	353	926	1143	1272

Note : Standard packing upto 63A switches is 5 Nos.

Ordering Code for Load Break and Changeover Switches

LB	□	X X X X X	X X X X X	X X	X X
Load Break Switch	Switch Rating	Programme Code	Mounting Options	Knob Options	Colour

Example

LB Switches, 63A, 3P, 9 O'clock, 4 hole front mounting, with metal shaft, yellow front plate, red round knob

LB I 32309 MB34 RD YR

LB	I	32309	MB34	RD	YR	Description
						Yellow Front Plate/ Red Knob
						64 x 64 Front Plate Round Knob with Padlock (R)
						Metal Shaft with Round Knob with Padlock and Interlock
						3Pole 9 O' Clock "OFF"
						63A
						Load Break Switch

Accessories

LB X	X	XX	XXX
Switch Rating	F-Front Mounting R-Rear Mounting	MC-Main Module NC-Neutral Module AC-Auxiliary Module	20 - 16A to 20A 32 - 25A to 32A 63 - 40A to 63A 80 - 80A 125 - 100A, 125A & 80A

LB	I	R	NC	32	Description
					32A
					Neutral Module
					Rear Mounting
					63 A
					Load Break Switch

Rating Selection Table

Ampere (A)	Code (□)
16	C
20	D
25	E
32	F
40	G
63	I
80	J
100	K
125	L

*** **Note :** Please contact nearest E&A branch office.

Cable Ducts [8538]

PVC Cable Ducts

› All ducts are ROHS compliant and FRLS

› Also available in Zero Halogen

Type A

Specially designed profiles of duct and cover for fast and efficient locking.

A Type

* Snap fit cover
* Easy to remove

Description	1 meter				2 meter			
H x W	Cat. No.(Standard slot Grey)	M.R.P. (₹) Per Unit	Std. Pkg.	Min Order Qty	Cat. No.(Standard slot Grey)	M.R.P. (₹) Per Unit	Std. Pkg.	Min Order Qty
A 15 x 15	**WWA1515SG**	**67**	100	100	**WWA1515SG2**	**134**	64	64
A 15 x 25	**WWA1525SG**	**93**	100	100	**WWA1525SG2**	**186**	64	64
A 25 x 25	**WWA2525SG**	**111**	70	70	**WWA2525SG2**	**222**	48	48
A 30 x 25	**WWA3025SG**	**123**	70	70	**WWA3025SG2**	**246**	48	48
A 40 x 30	**WWA4030SG**	**153**	75	75	**WWA4030SG2**	**306**	32	32
A 45 x 25	**WWA4525SG**	**156**	75	75	**WWA4525SG2**	**312**	40	40
A 45 x 30	**WWA4530SG**	**157**	50	50	**WWA4530SG2**	**314**	32	32
A 45 x 45	**WWA4545SG**	**199**	50	50	**WWA4545SG2**	**398**	18	18
A 45 x 60	**WWA4560SG**	**240**	50	50	**WWA4560SG2**	**480**	12	12
A 60 x 25	**WWA6025SG**	**199**	50	50	**WWA6025SG2**	**398**	18	18
A 60 x 45	**WWA6045SG**	**234**	50	50	**WWA6045SG2**	**468**	18	18
A 60 x 60	**WWA6060SG**	**277**	32	32	**WWA6060SG2**	**554**	12	12
A 60 x 120	**WWA60120SG**	**942**	18	90	**WWA60120SG2**	**1884**	8	80
A 75 x 45	**WWA7545SG**	**290**	40	40	**WWA7545SG2**	**580**	12	12
A 75 x 75	**WWA7575SG**	**409**	32	32	**WWA7575SG2**	**818**	12	12
A 80 x 80	**WWA8080SG**	**457**	25	25	**WWA8080SG2**	**914**	12	12
A 100 x 100	**WWA100100SG**	**739**	18	18	**WWA100100SG2**	**1478**	8	40

Type B

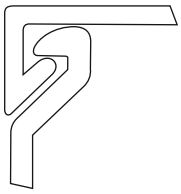

Non slip cover design of minimum encumbrance and maximum grip



B Type

- **Non - slip cover**
- **Positive locking**

Description	1 meter				2 meter			
W x H	Cat. No. (Standard slot)	M.R.P. (₹) Per Unit	Std. Pkg.	Min Order Qty	Cat. No. (Standard slot)	M.R.P. (₹) Per Unit	Std. Pkg.	Min Order Qty
B 25 x 25	**WWB2525SG**	**119**	70	70	**WWB2525SG2**	**238**	36	36
B 25 x 30	**WWB2530SG**	**128**	100	100	**WWB2530SG2**	**256**	36	36
B 25 x 40	**WWB2540SG**	**156**	75	75	**WWB2540SG2**	**312**	36	36
B 25 x 45	**WWB2545SG**	**162**	75	225	**WWB2545SG2**	**324**	36	108
B 25 x 60	**WWB2560SG**	**205**	50	50	**WWB2560SG2**	**410**	18	18
B 25 x 80	**WWB2580SG**	**278**	50	50	**WWB2580SG2**	**556**	18	18
B 25 x 100	**WWB25100SG**	**353**	25	25	**WWB25100SG2**	**706**	18	18
B 30 x 20	**WWB3020UG**	**156**	100	200	**WWB3020UG2**	**312**	36	180
B 30 x 80	**WWB3080SG**	**385**	50	200	**WWB3080SG2**	**770**	18	90
B 40 x 40	**WWB4040SG**	**205**	50	50	**WWB4040SG2**	**410**	18	18
B 45 x 45	**WWB4545SG**	**212**	50	50	**WWB4545SG2**	**424**	18	18
B 40 x 60	**WWB4060SG**	**248**	50	50	**WWB4060SG2**	**496**	18	18
B 40 x 80	**WWB4080SG**	**294**	50	50	**WWB4080SG2**	**588**	18	18
B 40 x 100	**WWB40100SG**	**369**	25	25	**WWB40100SG2**	**738**	12	12
B 45 x 20	**WWB4520UG**	**163**	75	225	**WWB4520UG2**	**326**	36	180
B 50 x 100	**WWB50100SG**	**424**	30	90	**WWB50100SG2**	**848**	12	60
B 60 x 20	**WWB6020UG**	**222**	50	200	**WWB6020UG2**	**444**	18	90
B 60 x 40	**WWB6040SG**	**248**	50	50	**WWB6040SG2**	**496**	18	90
B 60 x 60	**WWB6060SG**	**294**	50	50	**WWB6060SG2**	**588**	12	12
B 60 x 80	**WWB6080SG**	**382**	40	40	**WWB6080SG2**	**764**	12	12
B 60 x 100	**WWB60100SG**	**503**	30	30	**WWB60100SG2**	**1006**	8	8
B 72 x 64	**WWB7264SG**	**353**	32	96	**WWB7264SG2**	**706**	18	90
B 75 x 75	**WWB7575SG**	**496**	32	96	**WWB7575SG2**	**992**	8	40
B 75 x 100	**WWB75100SG**	**519**	25	75	**WWB75100SG2**	**1038**	8	40
B 80 x 40	**WWB8040SG**	**300**	50	100	**WWB8040SG2**	**600**	12	60
B 80 x 60	**WWB8060SG**	**397**	40	80	**WWB8060SG2**	**794**	12	60
B 80 x 80	**WWB8080SG**	**494**	32	32	**WWB8080SG2**	**988**	12	12
B 80 x 100	**WWB80100SG**	**555**	24	24	**WWB80100SG2**	**1110**	8	8
B 100 x 60	**WWB10060SG**	**473**	30	30	**WWB10060SG2**	**946**	8	8
B 100 x 80	**WWB10080SG**	**555**	25	25	**WWB10080SG2**	**1110**	8	8
B 100 x 100	**WWB100100SG**	**809**	18	18	**WWB100100SG2**	**1618**	8	8
B 120 x 80	**WWB12080SG**	**786**	18	90	**WWB12080SG2**	**1572**	8	40
B 150 x 100	**WWB150100SG**	**1010**	12	48	**WWB150100SG2**	**2020**	4	40
B 150 x 150	**WWB150150SG**	**2195**	8	80	**WWB150150SG2**	**4390**	2	40

Note : 1) For any special colour request additional 10% will be charged on price. For cut length additional 10% will be charged.
2) Thin / Unslot will be supplied on request. For thin slot replace the cat. number ending with SG by TG,
For un slotted channel replace the cat. number ending with SG by UG. MRP will be same as standard slot.

Covers for FRLS Cable Duct
(Cable duct comes with default covers, following are spare offerings)

Description	Cat. No.	M.R.P. (₹) Per Unit
Cover for 15 mm A type	CCA15SG	31
Cover for 25 mm A type	CCA25SG	48
Cover for 30 mm A type	CCA30SG	59
Cover for 45 mm A type	CCA45SG	92
Cover for 60 mm A type	CCA60SG	110
Cover for 75 mm A type	CCA75SG	139
Cover for 80 mm A type	CCA80SG	165
Cover for 100 mm A type	CCA100SG	202
Cover for 25 mm B type	CCB25SG	50
Cover for 30 mm B type	CCB30SG	61
Cover for 40 mm B type	CCB40SG	76
Cover for 45 mm B type	CCB45SG	94
Cover for 50 mm B type	CCB50SG	113
Cover for 60 mm B type	CCB60SG	113
Cover for 72 mm B type	CCB72SG	143
Cover for 75 mm B type	CCB75SG	143
Cover for 80 mm B type	CCB80SG	171
Cover for 100 mm B type	CCB100SG	208
Cover for 120 mm B type	CCB120SG	222
Cover for 150 mm B type	CCB150SG	260

Slotting Styles (A & B Types)

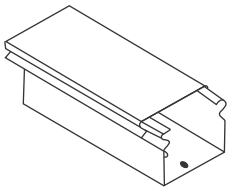

Unslotted (US)

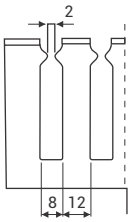

Standard Slot

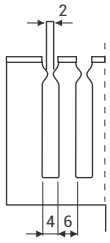

Thin Slot

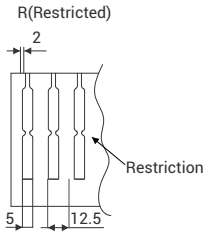

Thin Slot with Restriction(R)

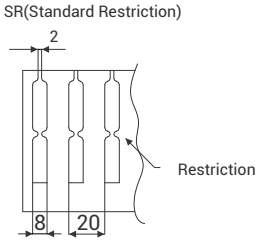

Standard Slot with Restriction(SR)

DC Switches

- Available from 16A to 500A
- Used for railway coaches lighting & fan circuits switching, all DC power circuits - Railways, Telecommunications & Power plants, Battery charging equipment
- Please contact nearest branch office for prices

These products are manufactured by salzer

Disclaimer

Every effort as to the correctness or sufficiency of the information and data contained in the catalogue is made. We however cannot accept any liability for the accuracy or completeness of the information and data provided. No claims in this regard shall consequently be accepted.

We reserve the right to make changes, without prior notice, in the catalogue.

Products with CAT no. having, with or without, dot as suffix are same.

Panel Mounted Earth Leakage Relay with CBCT

A Reliable Safety Device for Protection Against Earth Leakages

- Seven segment LED display for Earth Leakage indication
- Pre-alarm indication on 60% of leakage current setting with dedicated 1C/O + Earth leakage fault indication with 1 C/O.
- Discrete LED indication for Power ON, Alarm and Fault.
- 19 levels of current settings using combination of potentiometer and dip switches on the front facia.
- Wide range of earth leakage current 30 mA to 30 A
- Nano Crystalline CBCT measures the leakage current to the highest accuracy
- Available with RS485 port

Customer Interaction Center (CIC)
Telephone No. : 02269327800

Lauritz Knudsen
Electrical & Automation

ULTIMATE DIGITAL VOLTAGE MONITORING RELAY WITH ADVANCED NEUTRAL LOSS FEATURE

SWITCH TO DIGITAL VOLTAGE MONITORING RELAY-SM800

- Equipped to detect neutral loss, phase asymmetry, phase sequence, OV and UV
- Best Suited for 3 Phase (3W/4W) system with voltage range of 145-500V AC
- Configurable power on delay, off delay & on delay
- Flexible to adapt to specific application needs.
- Stores last five fault history and can also be enabled for password protection
- Configurable output (1&2 C/O) contact for energizes to trip or de-energizes to trip

Customer Interaction Center (CIC)
Telephone No. : 02269327800

Timing Devices, Supply Monitors & ELR

Timers [9107]

	Type	Time	Voltage	Contact Arrangement	Cat. No.	M.R.P. (₹) Per Unit
Micon 175	ON Delay	0.3 sec - 30 hrs	240 VAC/24 VAC/DC	1 C/O	**12ODT4**	**795**
			110 VAC/24 VAC/DC		**11ODT4**	**1290**
			12 VDC		**15ODT4**	**1055**
	ON Delay & Interval	0.1 sec - 100 hrs	240 VAC/24 VAC/DC	1 C/O	**12WDTC**	**1030**
	Star Delta Timer	3 sec - 120 sec	240 VAC	1 NO (Star)+1 NO (Delta)	**12SDT0**	**895**
		3 sec - 30 sec	240 - 415 VAC	1 C/O (Star)+1 C/O (Delta)	**14SDT1S**	**1360**
	Signal OFF Delay	0.3 sec - 30 hrs	240 VAC/24 VAC/DC	1 C/O	**12RDT4**	**970**
		0.3 sec - 30 hrs	12 VDC		**15DDT4**	**1055**
	Multifunction Timer	0.1 sec - 100 hrs	12 - 240 VAC/DC	1 C/O	**1CMDT0**	**1650**
				2 C/O	**1CMDTF**	**1755**
	Asymmetrical ON/OFF & OFF/ON	0.1 sec - 100 hrs	12 - 240 VAC/DC	1 C/O	**1CJDT0**	**1650**
	One Shot	0.3 sec - 30 hrs	110 VAC/24 VAC/DC	1 C/O	**11BDT4**	**1230**
			240 VAC/24 VAC/DC		**12BDT4**	**1230**
			12 VDC		**15BDT4**	**1290**
	Forward Pause Reverse Timer	ON time : 6 sec -60 min Pause time : 0.1 sec-200 sec	12 - 240 VAC / DC	2 C/O	**1CZDTF**	**1755**

Pause time for Micon 175 star delta timer is 60 msec
1CMDT0 contains ON Delay, Impulse, Signal ON delay, Cyclic ON/OFF, Cyclic OFF/ON, Signal OFF Delay, Signal OFF/ON, Accumulative Delay ON signal, Impulse ON/OFF, Leading edge impulse, Trailing edge impulse, Leading edge Bistable

Micon 225

Type	Timing Range	Voltage	Contact Arrangement	Cat. No.	M.R.P. (₹) Per Unit
ON Delay	0.1 sec - 10 hrs	24 - 240 VAC/DC	2 C/O	**2AODT5**	**1500**
Star Delta Timer	3 sec - 120 sec	24 - 240 VAC/DC	1 NO (Star)+1 NO (Delta)	**2ASDT0**	**1575**
		240 - 415 VAC		**2BSDT0**	**1855**
Multifunction Timer	0.1s to 120 days	24 - 240 VAC/DC	2 C/O (1 Inst+1 Delayed)	**2A8DT6**	**1685**
Multifunction Multirange	0.1 sec - 10 hrs	24 - 240 VAC/DC	2 C/O	**2A5DT5**	**1670**
		240 - 415 VAC		**2B5DT5**	**2005**
Signal Base Multi function - Multirange	0.1 sec - 10 hrs	24 - 240 VAC/DC	1 C/O	**2ANDT0**	**1770**
Multifunction Timer 6 Functions	0.1 sec - 10 hrs	24 - 240 VAC/DC	2 C/O (1 Inst+1 Delayed for 6th Mode)	**2A6DT6**	**1785**
		240 - 415 VAC		**2B6DT6**	**1820**
True OFF Delay	0.6 sec - 600 sec	24 - 240 VAC/DC	2 C/O	**23GDT0**	**2620**
Asymmetrical ON/OFF	0.1 sec - 10 hrs	24 - 240 VAC/DC	2 C/O	**2AADT5**	**1890**

Pause time for Micon 225 star delta timer is 60 msec, 90 msec, 120 msec, 150 msec

Major timing functions

2A5DT5, 2B5DT5, 2A6DT6* and 2B6DT6* contains ON Delay, Interval, Cyclic ON/OFF, Cyclic OFF/ON, One Shot, ON Delay, On Delay (1 Inst + 1 Delayed)*
2ANDT0 contains ON Delay, Interval, Signal ON Delay, Accumulative ON Delay, Signal OFF Delay, Signal OFF/ON Delay, Leading edge impulse
2A8DT6 contains ON Delay, Impulse, Signal ON delay, Signal OFF delay, Step mode, One shot, Interval, Cyclic ON/OFF, Cyclic OFF/ON, Signal OFF Delay, Accumulative Delay ON signal, Impulse ON/OFF.

Digital Timer DIGICON

Functions	Timer	Voltage	Contact Arrangement	Cat. No.	M.R.P. (₹) Per Unit
8 Functions	0.1 sec - 999 hrs	24 - 240 VAC/DC	1 C/O	**V0DDTS**	**1780**
		24 - 240 VAC/DC	2 NO	**V0DDTD**	**1780**
18 Functions	0.1 sec - 999 hrs	24 - 240 VAC/DC	1 C/O	**V0DDTS1**	**2015**
		24 - 240 VAC/DC	2 NO	**V0DDTD1**	**2015**

V0DDTS and V0DDTD contains On Delay, Signal OFF Delay, Cyclic ON/OFF, Signal OFF/ON, Cyclic OFF/ON, Interval, Signal ON/OFF, One Shot output
V0DDTS1 and V0DDTD1 contains ON Delay, Cyclic OFF/ON, Cyclic ON/OFF, Impulse on energizing, Accumulative Delay ON Signal, Accumulative Delay on Inverted signal, Accumulative Impulse ON signal, Signal ON Delay, Inverted Signal On delay, Signal OFF Delay, Impulse ON/OFF, Signal OFF/ON, Leading edge impulse, Trailing edge impulse, Delayed impulse, Negative edge impulse.

Motor Restart Timer

Functions	Timer	Voltage	Contact Arrangement	Cat. No.	M.R.P. (₹) Per Unit
Motor Restart Timer	Memory time Tm: 0.2 to 6 sec	110 VAC	1 C/O	**23LDT0**	**1970**
	Delay time Td: 0.2 to 60 sec	240 VAC		**22LDT0**	**1970**

Time Switches [9107]

FM1 / Quartz	Product Description		Cat. No.	M.R.P. (₹) Per Unit
150 Hrs Battery Backup	FM1 / Quartz Daily	110 VAC - 240 VAC Base/DIN Mounting	J648B1	2615

Digital Time Switch	Product Description		Cat. No.	M.R.P. (₹) Per Unit
Crono Pro Crono / Pulse	Time Switch (Crono)	110 - 240 VAC 1 C/O Base/DIN 25 ON/OFF Each	67DDT0	2430
		24 VDC 1 C/O Base/DIN 25 ON/OFF Each	6GHDT0	2870
		12 VDC 1 C/O Base/DIN 25 ON/OFF Each	69HDT0	3025
	Time Switch (Crono Pro)	110 - 240 VAC 2 C/O Base/DIN 50 ON/OFF Each	WT2DCDS	3345
	Time Switch (Pulse) *	110 - 240 VAC 1 C/O Base/DIN 16 Pulse	67DDT9	2695
		24V DC 1 C/O Base /Din 16 Pulse	6GHDT9	3040
		12V DC 1 C/O Base /Din 16 Pulse	69HDT9	3195

* For bell and siren application

Astro	Product Description		Cat. No.	M.R.P. (₹) Per Unit
Astro Pro Astro Mini	Astro Mini	110 - 240 VAC 1 Phase - 2W 1 C/O , Base/Din	T2DDT7	4635
	Astro Pro	110 - 240 VAC 1 Phase - 2W 2 C/O , Base/Din 50 ON/OFF Each	AS2DCDS	5780
	Astro	110 - 240 VAC 3 Phase - 4W 3 Channel 3 N/O , Base/Din	T3DDT0	11365

Note : Astro Mini / Astro Pro is used for lighting control based on sunrise / sunset timings by lattitude / longitude settings.

Supply Monitoring Devices [9032]

› SPP includes single phasing, phase sequence and phase unbalance monitoring with auto reset

Voltage Monitoring Relay Series

SM 301

SM 500



SM 500 with Neutral Loss Protection

SM 501

Digital VMR Series

SM 800

SM 600 (MMR)

Type	Supply Monitoring Type	Time delay	Asymmetry	Voltage & Contact Arrangement	Cat. No.	M.R.P. (₹) Per Unit
SM301 (3Ph, 3W)	Single Phasing Preventor (SPP*) Fail Safe	ON Delay 2 sec and OFF Delay 7 sec	65 VAC Asymmetry	415 VAC, 1 C/O	MA51BC	1065
				415 VAC, 2 C/O	MC21B5	1555
			40 VAC Asymmetry	415 VAC, 1 C/O	MA51BK	1055
SM301 (3Ph, 3W)	Phase loss monitoring Non Fail Safe Type	OFF Delay 500 msec and Recover Delay 2 Sec	30% Fixed	415 VAC, 1 C/O	MA59B5	1225
SM500 (3 Ph / 1 Ph, 4W)	Selectable Under Voltage + Selectable Over Voltage	Selectable ON Delay (0 to 15 min)	-	240 VAC, 1 C/O	MD71B9	1635
		Selectable ON Delay (0 to 15 sec)	-		MD71BH	1635
		Selectable OFF Delay (0 to 15 sec)	-		MD71BF	1915
	Single Phasing Preventor + Selectable Under Voltage + Selectable Over Voltage	Selectable ON Delay (0 to 15 min) & OFF Delay 5 sec	Phase Asymmetry 10% fixed	240 VAC, 2 C/O	MG73B9	2000
		Selectable ON Delay (0 to 15 sec) & OFF Delay 5 sec	Phase Asymmetry 10% fixed		MG73BH	2000
		Selectable OFF Delay (0 to 15 sec) & ON Delay 5 sec	Phase Asymmetry 10% fixed		MG73BF	2000
	SPP + UV/OV, with fixed UV (173 V) & OV (288 V)	Selectable ON (10 Sec) and OFF Delay (5 Sec)	Phase Asymmetry 20% fixed		MG73BR	2000
	SPP + Selectable UV + Selectable OV with Neutral Loss Protection	ON Delay 5 sec and OFF Delay 5 sec, 500ms-1s for Neutral fail	94 VAC Asymmetry	415 VAC, 3 Ph 4W, 2 C/O	MAC04 D0100	2000
SM501 (3 Ph, 3W)	SPP + Under Voltage (80% of ⌀)	Selectable ON Delay and OFF Delay 15 sec	Selectable Asymmetry (5% to 17%)	415 VAC, 2 C/O	MB53BM	2035
	Single Phasing Preventor + Selectable Under Voltage + Selectable Over Voltage	Selectable ON Delay 15 sec & OFF Delay 5 sec	Phase Asymmetry 10%		MG53BH	2035
		Selectable OFF Delay 15 sec & ON Delay 5 sec	Phase Asymmetry 10%		MG53BF	2035
		ON Delay 5 sec and OFF Delay 5 sec	65 VAC Asymmetry		MG53BI	1920
		ON Delay 3 min and OFF Delay 5 sec UV 85% of ⌀ OV 110% of ⌀	Phase Asymmetry 10%		MG53BO	1920
SM 800 (3PH/ 3W, 4W)	Single Phasing Preventor+ Selectable Under Voltage + Selectable Over Voltage + Neutral Loss (Applicable for 3P4W).	Power ON Delay (0 to 999 sec) , OFF Delay (0.1 to 999 sec) & ON delay (0.5 to 999 sec)	Voltage: 5 to 99 VAC (Default 60V) , Percentage : 2 to 50% (Default 10%)	145-500 VAC (Line Voltage), 1C/O	DMS110	1965
				145-500 VAC (Line Voltage), 2C/O	DMS120	2080
				85-300 VAC/DC (Auxiliary Supply) (P-N), 2 C/O	DMA220	2295
SM 600 (3P, 3W)	Phase loss+ Phase Sequence +Phase Asysmetery + UV + OV+3 phase interruption	Power ON delay (5s Fixed),ON delay (1-30 sec or Fixed), OFF delay (0.1 - 30 sec or Fixed)	Voltage +_ 1% of set value	500V -1000V AC 2 C/O	SMB110	9435

Note : 3 Ph 3W - 3 Phase 3 Wire system; 3 Ph 4W - 3 Phase 4 Wire system.

Voltage Monitoring Relay Series

SM175
3 Ph, 3W

SM175
3 Ph, 4W

Type	Supply Monitoring Type	Time delay	Asymmetry	Voltage & Contact Arrangement	Cat. No.	M.R.P. (₹) Per Unit
SM175 (3 Ph, 3W)	Phase loss + Phase Sequence Monitoring	ON Delay 500 msec & OFF Delay 100 msec	–	208 - 480 VAC, 1 C/O (Steps of 208 - 220 - 380 - 400 - 415 - 440 - 480 VAC)	MK21D5	1285
		ON Delay 500 msec & OFF Delay 100 msec	Phase Asymmetry (30% fixed)		MC21D5	1285
		ON Delay 5 sec & OFF Delay 100 msec (0 to 15s Selectable)	Phase Asymmetry (5% to 15% variable)		MA21DN	1680
	Phase Loss + Phase Sequence + Under Voltage + Over Voltage monitoring (UV: -2% to -20% of ⏚, OV: 2% to 20% of ⏚)	ON Delay 5 sec and Selectable OFF Delay (0 to 15 sec)	–		MD21DF	1680
	Phase Loss + Phase Sequence + Under Voltage + Over Voltage (UV: -5% to -25% of ⏚, OV: 5% to 25% of ⏚)	Selectable ON Delay (0.5 to 15 sec) and OFF Delay 5 sec	Phase Asymmetry (10% fixed)		MG21DH	1880
		ON Delay 5s and Selectable OFF Delay (0 to 15 sec)			MG21DF	1880
SM175 (3 Ph, 4W)	Phase loss+ Phase Sequence+ Under Voltage + Over Voltage (UV:-2% to -22% of ⏚, OV: 2% to 22% of ⏚)	Selectable ON delay (0 to 15 Sec), Selectable OFF delay (0 to 15 sec)	Phase Asymmetry (10% fixed)	120 to 277 VAC (3P, 4W), 1 C/O	MAG03D0424	2035
	Phase loss+ Phase Sequence+ Under Voltage + Over Voltage (UV:-5% to -25% of ⏚ / 60% of ⏚ (Fixed), OV: 5% to 25% of ⏚ / 110% of ⏚ (Fixed))			240 VAC (3P, 4W), 1 C/O	MAG03D0425	2035
	Phase loss+ Phase sequence+ Under Voltage + Over Voltage (UV:-5% to -25% / 80% of ⏚ (Fixed), OV: 110% of ⏚ (Fixed))	Selectable ON delay (0 to 15 sec/min), Selectable OFF delay (0 to 15 sec/min)	Phase Asymmetry (10% fixed/ 5% to 25% Selectable)		MAG03D0426	2035
SM175 (3 Ph, 3W)	Phase loss Monitoring	ON delay 750 msec & OFF delay 500 msec	Phase Asymmetry (30% fixed)	415 VAC, 1 C/O	MAG03D0427	1365

Current Monitoring relay (CMR)

- Microprocessor based relay protects against Overload, Phase reverse, Phase loss, Phase unbalance faults
- Auto/ Manual reset selection
- Fail- safe protection with inbuilt CT upto 45A
- Inverse time model with underload, locked rotor protection and selectable trip class (10A, 10, 20, 30)
- Definite time model with underload and selectable start and trip time

Current Monitoring relay

Phase	Type	Current & Contact Arrangement	Cat. No.	M.R.P. (₹) Per Unit
3 Phase	Inverse Time Current Monitoring Relay	2 - 5A 1 C/O	**17A422CB0**	**2270**
		3 - 9A, 1 C/O	**17A122CB0**	
		8 - 24A, 1 C/O	**17A222CB0**	
		15 - 45A, 1 C/O	**17A322CB0**	
	Definite Time Current Monitoring Relay	2 - 5A 1 C/O	**17B422AA0**	
		3 - 9A, 1 C/O	**17B122AA0**	
		8 - 24A, 1 C/O	**17B222AA0**	
		15 - 45A, 1 C/O	**17B322AA0**	
	Definite Type / Instant Trip	2 - 5A 1 C/O	**17B422PA0**	
1 Phase	Inverse Time Current Monitoring Relay	2 - 5A 1 C/O	**17C412EB0**	**2220**
		3 - 9A, 1 C/O	**17C112EB0**	
		8 - 24A, 1 C/O	**17C212EB0**	
		15 - 45A, 1 C/O	**17C312EB0**	
	Definite Time Current Monitoring Relay	2 - 5A 1 C/O	**17D412DA0**	
		3 - 9A, 1 C/O	**17D112DA0**	
		8 - 24A, 1 C/O	**17D212DA0**	
		15 - 45A, 1 C/O	**17D312DA0**	

Insulation Monitoring Relay

Type	Description	Cat. No.	M.R.P. (₹) Per Unit
SM 1000 1P, 3P(3W/4W)	Insulation resistance monitoring relay for IT systems suitable for system voltage up to 520V. Adjustable from 1-100K Ω with 2C/O	**IMR520**	**8490**

PTC Thermistor Relay Series

Relay Type	Description	Cat. No.	M.R.P. (₹) Per Unit
Thermistor Relay	110 - 240 VAC, 2 C/O	**MJ83BK**	**2205**
	220 - 440 VAC, 2 C/O	**MJ93BK**	**2225**
	24 VAC/DC, 2 C/O	**MJA3BK**	**2580**
	110 - 240 VAC, 1 C/O	**MJ81BK**	**2040**
	220 - 440 VAC, 1 C/O	**MJ91BK**	**2070**

Hour Meter & Counter [9029]

Hour Meters

Product Description	Cat. No.	M.R.P. (₹) Per Unit
HM36, 85 - 265 VAC Flush Mounting	LA25F1	840
HM 36, 10 - 80 VDC Flush Mounting	LD17F1	1275
HM36, 92 - 264 / 270 - 460 VAC Base - DIN Mounting	30A6B1	920
HM36, 10 - 80 VDC Base/DIN Mounting	30D1B1	1275
Digital Hour Meter/Digital Counter (Resettable)	Z□□FB□	1530

Hour Meter / Counter Z □ □ FB □

Voltage		Bezel
H 10 - 80 VDC	1 Hour Meter	A Round
7 85 - 265 VAC	2 Counter	B 24 x 48
J 12 - 48 VAC/DC		C Screw Mount

Earth Leakage Relay [9032]

Earth Leakage Relays

96 x 96 mm Earth Leakage Relay

DIN Mounted Earth Leakage Relay



CBCT

Rectangular CBCT

Current Range	Type	Voltage & Contact Arrangement	Cat. No.	M.R.P. (₹) Per Unit
30mA - 30A	Panel mounted (96 x 96 mm) Earth Leakage Relay	110 - 240 VAC/DC, 1 C/O (Pre-alarm) + 1 C/O (Fault)	17K716QF4N	4090
		110 - 240 VAC/DC, 1 C/O (Pre-alarm) + 1 C/O (Fault) with RS 485	17K716QF4M	5880
		240 - 415 VAC/DC, 1 C/O (Pre-alarm) + 1 C/O (Fault)	17K726QF4N	4090
		240 - 415 VAC/DC, 1 C/O (Pre-alarm) + 1 C/O (Fault) with RS 485	17K726QF4M	5880
	DIN mounted Earth Leakage Relay	110 - 240 VAC, 110 VDC, Manual reset	17G715GF2	3740
		220 - 415 VAC, 220 VDC, Manual reset	17G745GF2	
		15 VDC, Manual reset	17G755GF2	
		110 - 240 VAC, 110 VDC, Auto reset	17G715KF2	
		220 - 415 VAC, 220 VDC, Auto reset	17G745KF2	
		15 VDC, Auto reset	17G755KF2	
	CBCT (moulded case) for Type A & AC Current	38 mm ID	17H7NNHN3	1285
		57 mm ID	17H7NNIN3	1735
		70 mm ID	17H7NNQN3	1970
		92 mm ID	17H7NNJN3	2160
		120 mm ID	17H7NNLN3	2250
		210 mm ID	17H7NNKN3	4245
	CBCT (moulded case) for Type AC Current	38 mm ID	17H7NNRN3	960
		57 mm ID	17H7NNVN3	1075
		70 mm ID	17H7NNSN3	1140
		92 mm ID	17H7NNTN3	1525
		120 mm ID	17H7NNUN3	1770
	Rectangular CBCT (moulded case) for Type AC Current	300 x 50 mm ID	17H9NNWN0	8475
		350 x 150 mm ID	17H9NNXN0	10305

- CBCT for Type AC : For applications with sinusoidal alternating current from 30mA to 30 A.
- CBCT for Type A and AC : For applications with sinusoidal alternating current (from 30mA to 30A) & pulsating DC current (from 30mA to 3A).
- Please contact nearest branch office for requirements of higher dimension CBCTs.

EM 1000

Product Description	Cat. No.	M.R.P. (₹) Per Unit
EM 1000 ON Delay Auto Reset Synchronous Timer Single Range	B□□□□□	Table-1

EM 1000 B□ □ □ □ □

Timing Ranges(SR)

B	0.15 - 3.0 sec
C	1.5 - 30 sec
D	0.15 - 3.0 min
E	1.5 - 30 min
F	0.15 - 3.0 hrs
G	1.5 - 30 hrs
H	0.3 - 6.0 sec
J	3.0 - 60 sec
K	0.3 - 6.0 min
L	3.0 - 60 min
M	0.3 - 6.0 hrs
N	3.0 - 60 hrs
P	0.6 - 12 sec
Q	6.0 - 120 sec
R	0.6 - 12 min
S	6.0 - 120 min
T	0.6 - 12 hrs
V	6 - 120 hrs

Timing Ranges (MR)

X	0.15 sec - 3.0 hrs
Y	0.3 sec - 6.0 hrs
Z	0.6 sec - 12.0 hrs

Voltage

3	110 VAC 50 Hz
4	240 VAC 50 Hz
C	110 VAC 60 Hz
D	240 VAC 60 Hz

Delay

1	Standard ON delay	
2	With 'NO VOLT'	*325

Mounting

B	Base Mounting
F	Flush (door) Mtg.

Contact

1	1 Inst + 1 Del C/O	
2	1 Inst + 2 Del C/O	*315

* Add to basic Price.
Contact : 240 VAC 6A (Resistive)

Table - 1

Single Range (SR) (In sec/min/hrs)	M.R.P. (₹) Per Unit for Single Range (SR) (In sec/min/hrs)	Multi Range (MR) with 5 Ranges	M.R.P. (₹) Per Unit
0.15 - 3	5260	0.15 sec - 3 hrs	6245
0.3 - 6		0.3 sec - 6 hrs	
0.6 - 12		0.6 sec - 12 hrs	
1.5 - 30			
3.0 - 60			
6.0 - 120			

These products are manufactured by GIC
www.gicindia.com

Disclaimer for Timing Devices and Supply Monitors
Every effort as to the correctness or sufficiency of the information and data contained in the catalogue is made. We however cannot accept any liability for the accuracy or completeness of the information and data provided. No claims in this regard shall consequently be accepted.
We reserve the right to make changes, without prior notice, in the catalogue.
Products with CAT no. having, with or without, dot as suffix are same.

Lauritz Knudsen
Electrical & Automation

LED Indicators with exceptional brightness, seamless operation and integrated low voltage glow protection

22.5 mm. LEDs

LED Indicators for sleek panels with improved aesthetics and functionality

16 mm. LEDs

Customer Interaction Center (CIC)
Telephone No. : 02269327800

Lauritz Knudsen
Electrical & Automation

The New Range Of
GEN NEXT META SERIES

Metal Push Buttons
Crafted With Precision

Sleek | Durable | Flexible

Assembles quickly

5G vibration protection

Secured with IP65

The available colours are Red, Green, Blue, Amber, Yellow, Black, and White.

Customer Interaction Center (CIC)
Telephone No. : 02269327800

Modular Remote Control Units

Note : All Cat.No. to be ordered in multiple of Standard Packing : 10, Except for Push Button Stations.

Gen Next Series

Gen Next LED Indicator [8531]

› Surface Mounted Device LED technology › Low Power consumption < 1W › Surge & Low Voltage Glow Protection (LVGP)

	Description	Cat. No.	Colour (4th Digit)	Voltage (5th, 6th, 7th & 8th Digit)	M.R.P. (₹) Per Unit
Gen Next Pro Ø22.5 mm in Cluster design 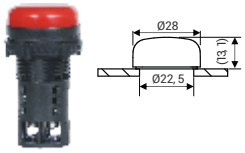	Gen Next Pro LED Indicator 22.5 mm	**EPL□□□□□**	R-Red G-Green Y-Yellow A-Amber B-Blue W-White	012C - 12 VAC/DC 024C - 24 VAC/DC 030C - 30 VAC/DC 048C - 48 VAC/DC 064C - 64 VAC/DC 110A - 110 VAC 110D - 110 VDC 240A - 240 VAC 220D - 220 VDC	**139** **240** **Blue & White**
				415A - 415 VAC	**174** **296** **Blue & White**
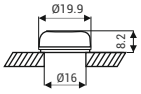	Gen Next LED Indicator 16 mm	**SIL□□□□□**	R-Red G-Green Y-Yellow A-Amber B-Blue W-White	012C - 12 VAC/DC 024C - 24 VAC/DC 030C - 30 VAC/DC 048C - 48 VAC/DC 064C - 64 VAC/DC 110C - 110 VAC/DC 240A - 240 VAC	**155** **259** **Blue & White**

Note ⋆ : LED Indicator for Flame Proof Panel application available on request.

Universal LED Indicator [8531]

	Description	Cat. No.	Colour (8th Digit)	Voltage (9th, 10th, 11th & 12th Digit)	M.R.P. (₹) Per Unit
Gen Next Pro Ø22.5 mm Universal LED Indicator 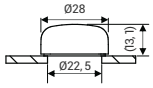	Gen Next Pro Universal LED indicator	**EPL□□□□□**	R-Red G-Green Y-Yellow A-Amber B-Blue W-White	224C-24 to 240V AC/DC	**417** **500** **Blue & White**

Gen Next Push Button & Selector Actuators Ø 22.5 mm [8538]

› Snap Mounting with compact contact blocks (EC1C & EC2C) › Max 3 row x 3 column stackable contact blocks

	Description	Cat. No.	Colour (4th Digit)	M.R.P. (₹) Per Unit
	Flush Head	**EMN□FD1**	R-Red G-Green C-Black Y-Yellow W-White B-Blue A-Amber F-Gray	**87**
	Projecting Head Push Function	**EMN□PD1**	R-Red G-Green C-Black Y-Yellow W-White B-Blue A-Amber F-Gray	**88**
	Mushroom Head 'Push - Turn Function'	**EMN□MH1**	R-Red G-Green C-Black Y-Yellow	**171**
	Mushroom Head 'Push - Function'	**EMN□MD1**	R-Red G-Green C-Black Y-Yellow	**124**
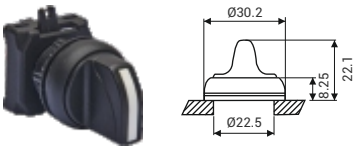	Symmetric Head	**2 Position**	R-Red G-Green C-Black W-White	
		Non Spring Return **EP09SK00□0000**		**245**
		Spring Return **EP09SI00□0000**		
		3 Position		
		Non Spring Return **EP09SL00□0000**		**258**
		Spring Return **EP09SJ00□0000**		
		Spring Return L. H. **EP09SM00□0000**		
		Spring Return R. H. **EP09SN00□0000**		
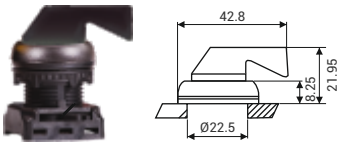	Lever Head	**2 Position**	R-Red W-White C-Black	
		Non Spring Return **EMN□LK1**		**245**
		Spring Return **EMN□LI1**		
		3 Position		
		Non Spring Return **EMN□LL1**		**258**
		Spring Return **EMN□LJ1**		
		Spring Return L. H. **EMN□LM1**		
		Spring Return R. H. **EMN□LN1**		

Gen Next Push Button & Selector Actuators Ø 22.5 mm [8538]

	Description	Cat. No.	Colour (4th Digit)	M.R.P. (₹) Per Unit
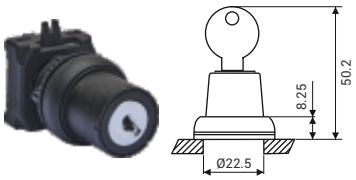	Lock & Key Rotary Type	**2 Position**	C-Black	352
		Non Spring Return **EP09KK00□0000**		
		Spring Return **EP09KI00□0000**		
		3 Position		
		Non Spring Return **EP09KL00□0000**		
		Spring Return **EP09KJ00□0000**		
		Spring Return L. H. **EP09KM00□0000**		367
		Spring Return R. H. **EP09KN00□0000**		
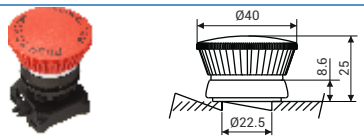	Push Pull	**EG02MG0□**	R-Red	338
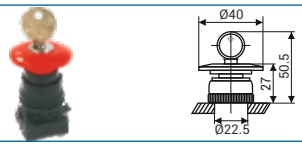	Mushroom Head Lock And Key Actuator	**EG02MQ0R00**	R-Red	383
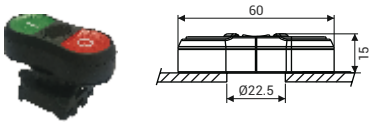	Twin Touch with Black centre strip	**EG02TD0I**	–	174

Brass Metal Coller Push Button

Note : 1. Actuators & Selector Actuators with black ABS collar are offered as Standard
2. Actuators (except Mushroom Head Push - Pull Actuators) are also available with chrome plated ABS & Brass collar
Non-Illuminated Actuator
- For PU Coated ABS Collar replace 7th digit 1 by 2 eg. : EMNPD[2]
- For Brass Metal Collar replace 7th digit 1 by 3 eg. : EMNPD[3] (Please contact nearest branch office for MRP)
Iluminated Actuator
- For PU Coated ABS Collar replace 4th digit 3 by 5 eg. : EG0[5]***
- For Brass Metal Collar replace 4th digit 3 by 7 eg. : EG0[7]*** (Please contact nearest branch office for MRP)

Note * : In 2 position selector actuator, for operating style 0 1 replace 6th digit from K to R and for operating style 0 1 replace 6th digit from K to T

Gen Next Illuminated Push Button Actuators [8531]

› Snap Mounting with compact contact blocks (EC1C & EC2C)

	Description	Cat. No.	Colour (8th Digit)	Voltage (9th, 10th, 11th &12th Digit)	M.R.P. (₹) Per Unit
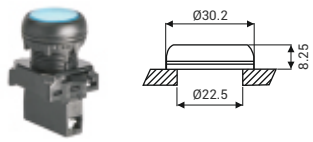	Flush Head	**EG03FDL□□□□□**	R-Red G-Green Y-Yellow A-Amber	012C - 12 VAC/DC 024C - 24 VAC/DC 030C - 30 VAC/DC 048C - 48 VAC/DC 064C - 64 VAC/DC 110A - 110 VAC 110D - 110 VDC 240A - 240 VAC 220D - 220 VDC	**248**
			B-Blue W-White		**460** **Blue and White**
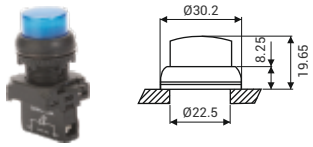	Projecting Head (Push Function)	**EG03PDL□□□□□**	R-Red G-Green Y-Yellow A-Amber	012C - 12 VAC/DC 024C - 24 VAC/DC 030C - 30 VAC/DC 048C - 48 VAC/DC 064C - 64 VAC/DC 110A - 110 VAC 110D - 110 VDC 240A - 240 VAC 220D - 220 VDC	**248**
			B-Blue W-White		**460** **Blue and White**
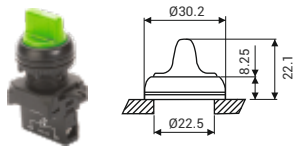	Selector Actuator with LED holder	**2 Position**	R-Red G-Green Y-Yellow A-Amber B-Blue W-White	012C - 12 VAC/DC 024C - 24 VAC/DC 030C - 30 VAC/DC 048C - 48 VAC/DC 064C - 64 VAC/DC 110A - 110 VAC 110D - 110 VDC 240A - 240 VAC 220D - 220 VDC	**364**
		Non Spring Return **EG03SKL□□□□□**			
		Spring Return **EG03SIL□□□□□**			
		3 Position			**543** **Blue and White**
		Non Spring Return **EG03SLL□□□□□**			
		Spring Return **EG03SJL□□□□□**			
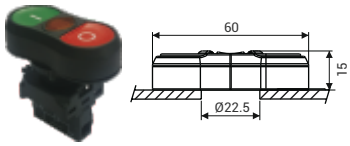	Twin Touch with Led Holder	**EG03TDL□□□□□**	Y- Yellow A-Amber	012C - 12 VAC/DC 024C - 24 VAC/DC 030C - 30 VAC/DC 048C - 48 VAC/DC 064C - 64 VAC/DC 110A - 110 VAC 110D - 110 VDC 240A - 240 VAC 220D - 220 VDC	**312**

Note* : 1) In 2 position selector actuator, for operating style replace 6th digit from K to R and for operating style replace 6th digit from K to T.

2) Assembly comes with LED holder. Please order contact block EC1C and EC2C separately.

GEN NEXT Meta - Metal Push Button & Selector Actuator [8538] New

› Snap Mounting with compact contact blocks (EC1C & EC2C)

	Description	Cat. No.	Colour	M.R.P. (₹) Per Unit
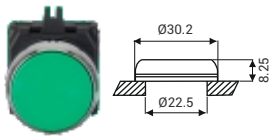	Flush head	**EM27FD00□00**	R-Red G-Green C-Black Y-Yellow W-White B-Blue A-Amber	**93**
		EM27FD00□00		**93**
		EM27FD00□00		**93**
		EM27FD00□00		**93**
		EM27FD00□00		**93**
		EM27FD00□00		**93**
		EM27FD00□00		**93**
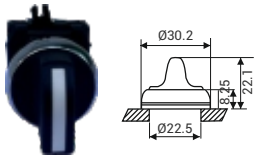	Symmetric Head	**2 Position**	C-Black	
		Non Spring Return **EM27SK00□00**		**278**
		Spring Return **EM27SI00□00**		**278**
		3 Position		
		Non Spring Return **EM27SL00□00**		**314**
		Spring Return **EM27SJ00□00**		**314**
		Spring Return L.H. **EM27SM00□00**		**314**
		Spring Return R.H. **EM27SN00□00**		**314**
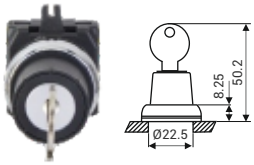	Lock & Key	**2 Position**	C-Black	
		Non Spring Return **EM27KK00□00**		**381**
		Spring Return **EM27KI00□00**		**381**
		3 Position		
		Non Spring Return **EM27KL00□00**		**422**
		Spring Return **EM27KJ00□00**		**422**
		Spring Return L.H. **EM27KM00□00**		**422**
		Spring Return R.H. **EM27KN00□00**		**422**
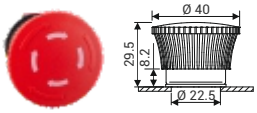	Mushroom Head-Push Turn	**EM27MH00□00**	R-Red	**211**
		EM27MH00□00	G-Green	**211**
	Mushroom Head-Push Function	**EM27MD00□00**	R-Red	**139**

GEN NEXT Meta Illuminated Push Button Actuator [8531]

	Description	Cat. No.	Colour (8 Digit)	Voltage (9 , 10 , 11 & 12 Digit)	M.R.P. (₹) Per Unit
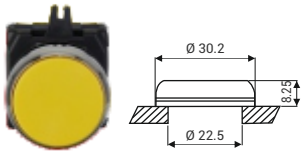	Illumnated Flush head	**EM28FD0□□□□□**	R-Red	012C - 12 V AC/DC	**319**
			G-Green	024C - 24 V AC/DC	
			Y-Yellow	030C - 30 V AC/DC	
			A-Amber	048C - 48 V AC/DC	
			W-White B-Blue	064C - 64 V AC/DC	**659**
				110A - 110 V AC	
				110D - 110 V DC	
				240A - 240 V AC	
				220D - 220 V DC	

Gen Next Modular Contact Blocks [8538]

	Description	Cat. No.	Colour	Voltage	M.R.P. (₹) Per Unit
	'NO' Block	**EC1C**	–	–	**68**
	'NC' Block	**EC2C**	–	–	**68**

Spare for Gen Next Series [8531]

	Description	Cat. No.	Colour	Voltage	M.R.P. (₹) Per Unit
	LED Holder for Gen Next illuminated actuator series	**EG08HOL□□□□□**	R-Red	012C - 12 VAC/DC	**186**
			G-Green	024C - 24 VAC/DC	
			Y-Yellow	030C - 30 VAC/DC	
			A-Amber	048C - 48 VAC/DC	
			B-Blue W-White	064C - 64 VAC/DC	**372 Blue and White**
				110A - 110 VAC	
				110D - 110 VDC	
				240A - 240 VAC	
				220D - 220 VDC	

Note : Contact blocks and LED holder are same for Gen next and Gen next META series

Gen Next entegral Actuator [8536]

› With inbuilt contact arrangement › Contact rating 6A @ 240AC

	Description	Cat. No.	Contact Configuration (3rd Digit)	Colour (4th Digit)	M.R.P. (₹) Per Unit
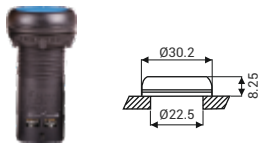	Flush Head	EE□□FD1	1 - 1 NO 2 - 1 NC	R-Red G-Green Y-Yellow W-White B-Blue A-Amber C-Black	133
			3 - 1 NO + 1 NC 4 - 2 NO 5 - 2 NC		194
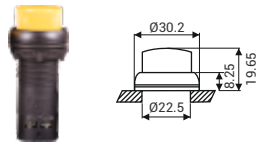	Projecting Head Push Function	EE□□PD1	1 - 1 NO 2 - 1 NC	R-Red G-Green Y-Yellow W-White B-Blue A-Amber C-Black	133
			3 - 1 NO + 1 NC 4 - 2 NO 5 - 2 NC		194
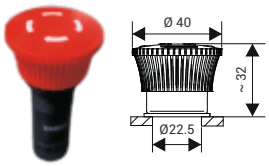	Mushroom Head Push - Turn	EE□□MH1	1 - 1 NO 2 - 1 NC	R-Red G-Green Y-Yellow C-Black	195
			3 - 1 NO + 1 NC 4 - 2 NO 5 - 2 NC		265
	Mushroom Head Push - Function	EE□□MD1	1 - 1 NO 2 - 1 NC	R-Red G-Green Y-Yellow C-Black	165
			3 - 1 NO + 1 NC 4 - 2 NO 5 - 2 NC		225
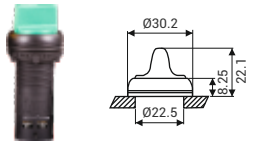	Symmetric Head Actuator	**2 Position**	1 - 1 NO 2 - 1 NC	R-Red G-Green W-White C-Black	268
		Non Spring Return EE□□SK1	3 - 1 NO + 1 NC (Left NO) 4 - 2 NO 5 - 2 NC 6 - 1 NO + 1 NC (Right NO)		330
		Spring Return EE□□SI1			
		3 Position	3 - 1 NO + 1 NC (Left NO) 4 - 2 NO 5 - 2 NC 6 - 1 NO + 1 NC (Right NO)		339
		Non Spring Return EE□□SL1			
		Spring Return EE□□SJ1			
		Spring Return L. H. EE□□SM1			
		Spring Return R. H. EE□□SN1			
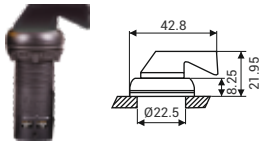	Lever Head	**2 Position**	1 - 1 NO 2 - 1 NC	R-Red G-Green W-White C-Black	268
		Non Spring Return EE□□LK1	3 - 1 NO + 1 NC (Left NO) 4 - 2 NO 5 - 2 NC 6 - 1 NO + 1 NC (Right NO)		330
		Spring Return EE□□LI1			
		3 Position	3 - 1 NO + 1 NC (Left NO) 4 - 2 NO 5 - 2 NC 6 - 1 NO + 1 NC (Right NO)		339
		Non Spring Return EE□□LL1			
		Spring Return EE□□LJ1			
		Spring Return L. H. EE□□LM1			
		Spring Return R. H. EE□□LN1			

Gen Next entegral Actuator [8536]

	Description	Cat. No.	Contact Configuration (3rd Digit)	Colour (4th Digit)	M.R.P. (₹) Per Unit
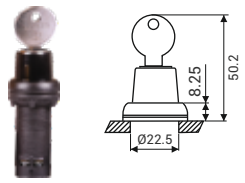	Lock & Key Rotary Type	**2 Position**	1 - 1 NO 2 - 1 NC	C-Black	**344**
		Non Spring Return **EE□□KK1**	3 - 1 NO + 1 NC (Left NO) 4 - 2 NO 5 - 2 NC 6 - 1 NO + 1 NC (Right NO)		**411**
		Spring Return **EE□□KI1**			
		3 Position	3 - 1 NO + 1 NC (Left NO) 4 - 2 NO 5 - 2 NC 6 - 1 NO + 1 NC (Right NO)		**421**
		Non Spring Return **EE□□KL1**			
		Spring Return **EE□□KJ1**			
		Spring Return L. H. **EE□□KM1**			
		Spring Return R. H. **EE□□KN1**			

Note * : In 2 position selector actuator, for operating style replace 6th digit from K to R and for operating style replace 6th digit from K to T

Panel Mounted Buzzer Ø 22.5 mm [8531]

- IP20 protection
- 80dB at 1 m distance
- Low Power consumption < 0.6W

	Description	Electrical Rating	Cat. No. Round Type	M.R.P. (₹) Per Unit
	22.5 mm Panel Mounted Buzzer Black colour	240 VAC	**EG15R00C240A**	**316**
		110 VAC	**EG15R00C110A**	**316**
		64 VAC/DC	**EG15R00C064C**	**316**
		48 VAC/DC	**EG15R00C048C**	**316**
		30 VAC/DC	**EG15R00C030C**	**316**
		24 VAC/DC	**EG15R00C024C**	**316**
		12 VAC/DC	**EG15R00C012C**	**316**

Gen Next Push Button Stations [8536]

Dimension
- Single Station : 65 x 55 x 33 mm
- Two Station : 100 x 55 x 53 mm
- Three Station : 134 x 55 x 53 mm
- Eight Station : 305 x 55 x 53 mm

	Description	Cat. No.	M.R.P. (₹) Per Unit
	Flush Head Actuator - Red with Legend - STOP Contact - 1 'NC'	**EP1FAC01**	**513**
	Flush Head Actuator - Green with Legend - START Contact - 1 'NO'	**EP1FAB02**	**513**
	Two Position Symmetric Head Selector Switch - Black with Legend - OFF / ON Contact - 1 'NO'	**EP1FAF08**	**674**
	Two Position Lock & Key Rotary Switch with Legend - OFF / ON Contact - 1 'NO'	**EP1FAF12**	**745**
	Mushroom Head Actuator 'Push Function' with Legend - STOP Contact - 1 'NC' for Stop	**EP1FAC03**	**545**

Gen Next Push Button Stations [8536]

	Description	Cat. No.	M.R.P. (₹) Per Unit
	Mushroom Head Actuator 'Push Turn Type' with Legend - STOP Contact - 1 'NC' for Stop	EP1FAC05	664
	Flush Head Actuator - Green with Legend - START Contact - 1 'NO' (Station One)	EP2FAH0201	745
	Flush Head Actuator - Red with Legend - STOP Contact - 1 'NC'		
	Flush Head Actuator - Green with Legend - START Contact - 1 'NO' (Station One)	EP2FAH0205	823
	Mushroom Head Actuator 'Push Turn Type' with Legend - STOP Contact - 1 'NC' (Station Two)		
	LED Indicator 240 VAC - Red (Station One)	EP3FAUI1X0201	1003
	Flush Head Actuator - Green with Legend - START Contact - 1 'NO' (Station Two)		
	Flush Head Actuator - Red with Legend - STOP Contact - 1 'NC' (Station Three)		
	Flush Head Actuator - Green with Legend - FORWARD Contact - 1 'NO' (Station Two)	EP3FAR020102	940
	Flush Head Actuator - Red with Legend - STOP Contact - 1 'NC' (Station Two)		
	Flush Head Actuator - Green with Legend - REVERSE Contact - 1 'NO' (Station Three)		
	Flush Head Actuator - Green with Legend - UP Contact - 1 'NO' (Station Two)	EP3FAS020102	940
	Flush Head Actuator - Red with Legend - STOP Contact - 1 'NC' (Station Two)		
	Flush Head Actuator - Green with Legend - DOWN Contact - 1 'NO' (Station Three)		
	All 7 Flush Head Actuators with NO Contact & Mushroom Head Push Turn	EP8F02	2667
	8 Way push button pendant with hanging provision	EP8F04	2852
	Single Station Enclosure Box without Actuator	EP1FAA*	283
	Two Station Enclosure Box without Actuator	EP2FAA*	301
	Three Station Enclosure Box without Actuator	EP3FAA*	310
	Eight Station Enclosure Box without Actuator	EP8FAA*	519

Note : 1. All Gen next push button stations contains entegral Actuators.
2. Only entegral actuators can be used for converting Gen next enclosure boxes into Gen Next push button station.
3. For any other combination of actuators/indicators in push button stations please contact nearest branch office.
4. EP8F04 is available in single speed for crane application.
* Chapter ID : 8538.

Universal Push Button Stations (in ABS Engineering plastic body) [8536]

Dimension › Single Station : 75 x 75 x 56 mm › Two Station : 127 x 75 x 56 mm
› Three Station : 160 x 75 x 56 mm

	Description	Cat. No.	M.R.P. (₹) Per Unit
	Flush Head Actuator - Red with Laser Marking - STOP Contact - 1 'NC'	EWS1C01AC062	620
	Flush Head Actuator - Green with Laser Marking - START Contact - 1 'NO'	EWS1C01AC063	620
	Two Position Symmetric Head Selector Switch - Black with Laser Marking - OFF / ON Contact - 1 'NO'	EWS1C01AF064	819
	Illuminated Actuator - Green with Laser Marking - ON Contact - 1 'NO' - 240 VAC	EWS1C01AA070	731
	Two Position Lock & Key Rotary Switch with Laser Marking - OFF / ON Contact - 1 'NO'	EWS1C01AF065	926
	Mushroom Head Actuator 'Push Function' with Laser Marking - STOP Contact - 1 'NC' for Stop	EWS1C13AC054	659
	Mushroom Head Actuator 'Push Turn type' with Laser Marking - STOP Contact - 1 'NC' for Stop	EWS1C13AC051	744
	"Mushroom Head Actuator with Lock and Key on Yellow Cover, with Laser Marking - STOP, Contact - 1 'NC' for Emergency Stop"	EWS1C13AC066	905
	Push Button Station with Push Pull Emergency Switch, Red with 1 NC	EWS1C13AC069	803
	Flush Head Actuator - Green with Laser Marking - START Contact - 1 'NO' (Station One) Flush Head Actuator - Red with Laser Marking - STOP Contact - 1 'NC' (Station Two)"	EWS2C01AH045	895
	Flush Head Actuator - Green with Laser Marking - START Contact - 1 'NO' (Station One) Mushroom Head Actuator 'Push Turn Type' with Laser Marking - TOP Contact - 1 'NC'"	EWS2C01AH067	992
	Flush Head Actuator - Green with Laser Marking - START Contact - 1 'NO' (Station One) Mushroom Head Actuator 'Lock & Key Type' with Laser Marking - STOP Contact - 1 'NC'"	EWS2C01AH068	1171
	Pilot Light 240 VAC White (Station One) Flush Head Actuator - Green with Laser Marking - START Contact - 1 'NO' (Station Two) Flush Head Actuator - Red with Laser Marking - STOP Contact - 1 'NC' (Station Three)"	EWS3C01AH048	1212
	Flush Head Actuator - Green with Laser Marking - FORWARD Contact - 1 'NO' (Station One) Flush Head Actuator - Red with Laser Marking - STOP Contact - 1 'NC' (Station Two) Flush Head Actuator - Green with Laser Marking - REVERSE Contact - 1 'NO' (Station Three)"	EWS3C01BJ055	1137
	Flush Head Actuator - Green with Laser Marking - UP Contact - 1 'NO' (Station One) Flush Head Actuator - Red with Laser Marking - STOP Contact - 1 'NC' (Station Two) Flush Head Actuator - Green with Laser Marking - DOWN Contact - 1 'NO' (Station Three)"	EWS3C01AS055	1137

Universal Push Button Stations (in ABS Engineering plastic body) [8538]

Push Buttons Station Enclosure

Dimension
- Single Station : 75 x 75 x 56 mm
- Three Station : 160 x 75 x 56 mm
- Five Station : 270 x 75 x 71 mm
- Two Station : 127 x 75 x 56 mm
- Four Station : 215 x 75 x 70 mm

	Description	Cat. No.	M.R.P. (₹) Per Unit
	Enclosure Grey-Black single hole	EWS1C01AA	361
	Enclosure Grey-Black & 2 hole of Ø 22.5	EWS2C01AA	468
	Enclosure Grey-Black & 3 holes of Ø 22.5	EWS3C01AA	573
	Enclosure Grey-Black & 4 holes of Ø 22.5	EWS4C01AA	804
	Enclosure Grey-Black & 5 holes of Ø 22.5	EWS5C01AA	929
	Enclosure Yellow-Black single hole	EWS1C13AA	361
	Enclosure Yellow-Black & 2 hole of Ø 22.5	EWS2C13AA	468
	Enclosure Yellow-Black & 3 holes of Ø 22.5	EWS3C13AA	573
	Enclosure Yellow-Black & 4 holes of Ø 22.5	EWS4C13AA	804
	Enclosure Yellow-Black & 5 holes of Ø 22.5	EWS5C13AA	929

All Purpose Enclosures [8538]

Dimension: 110 x 80 x 65 mm

	Description	Cat. No.	M.R.P. (₹) Per Unit
	All Grey without hole	HF999000	358
	All Grey & 1 hole of Ø 22.5	HF999001	358
Note : with plastic screws	All Grey & 2 holes of Ø 22.5	Hf999002	358

Note : Gen Next Series actuator and contact blocks can be used to convert all purpose enclosure box into push button stations.

Accessories and Spares [8538]

Metal Plates - Spare	Description	Cat. No.	M.R.P. (₹) Per Unit
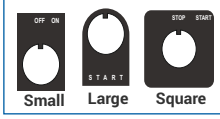	Small	HH2420122	24
	Large	HH2420124	24
	Square	HH2420123	24

Note : Printing as per customer requirement

Fixing Device	Cat. No.	M.R.P. (₹) Per Unit
	HH192000	81

Plastic Plate		Cat. No.	M.R.P. (₹) Per Unit
	Yellow legend plate	HB135000	69
	Padlock Yellow (for Mushroom head Actuator)	HF192024	171
	Padlock Transparent (for Flush head Actuator)	HF192025	155
	Protecting Shroud for Emergency Push Button	HF195020A	79
	Protecting Shroud	HF195004	69

Shroud (Boot) for Actuator	Colour	Gen Next Actuator	
		Cat. No.	M.R.P. (₹) Per Unit
(For IP67 protection of actuators)	White	HB17101	31
	Red	HB17301	
	Green	HB17401	
	Black	NA	
	Yellow	HB17501	
	Blue	HB17701	
	Amber	HB17801	
	Colourless	HB190003	38

Spare Lens Cap	Colour	Cat. No.		M.R.P. (₹) Per Unit
		Non Illuminated	Illuminated	
	Red	HB103002	HB103103	23
	Green	HB104000	HB104101	
	Black	HB102006	NA	
	Yellow	HB105008	HB105109	
	White/Opal	HB101004	HB101105	
	Blue	HB107010	HB107111	
	Orange	HB108012	HB108113	
	Colourless	NA	HB100107	

Note : It can be used for Gen Next.

	Cat. No.	Colour	M.R.P. (₹) Per Unit
Collar (For Flush/ Projecting Head)	HB196000	Chrome Plated 'ABS'	20
	HB192000	Black	20
	HB326000	Brass	67
Adaptor Ring * (For 30 to 22 mm in Panel Cutout conversion)	HH180000	Gray	29
	HH182004	Black	
	HH196006	Chrome Plated 'ABS'	
Blanking Plugs	HH180002	Gray	56
	HH182009	Black	
	HH196010	Chrome Plated 'ABS'	
Center Indication Strip (For Twin Touch Actuator)	HB102058	Black	56
	HB105163	Yellow	
	HB108169	Orange	
	HB100161	Colourless	

* It can be used to convert Gen Next actuator series to TK3 Ø30 mm mounting.

Every effort as to the correctness or sufficiency of the information and data contained in the catalogue is made. We however cannot accept any liability for the accuracy or completeness of the information and data provided. No claims in this regard shall consequently be accepted.
We reserve the right to make changes, without prior notice, in the catalogue.
Products with CAT no. having, with or without, dot as suffix are same.

These products are manufactured by ESBEE™ switch to perfection

Notes

Notes

General Terms

All prices are on Maximum retail price basis inclusive of all duties, GST & any other tax as applicable.

Warranty Policy

All products listed in the price list are covered by a warranty against manufacturing defects for a period of 18* months from the date of purchase. For Lauritz Knudsen MCBs & Isolators mounted inside Lauritz Knudsen Distribution Boards, an extended warranty of 5 years is provided.

In the event of a defect due to faulty workmanship or other associated reasons, we will, at our discretion, remedy the defect or replace the faulty parts or the entire product as soon as possible, free of cost.

However, the warranty is subject to proper usage, efficient maintenance, and does not cover defects arising from fire, accidents, inefficient maintenance, faulty operation, or deliberate or accidental damage. It also does not cover damage to power electronic components such as thyristors & IGBTs, which primarily fail due to overtemperature & over-voltage. Users need to take adequate precautions to eliminate these conditions. Manufacturer shall not be responsible & liable for any special, incidental, social or consequential (including lost profits) loss, consequential damages, injury or damages (punitive) of any kind solely attributable to defect or failure of its products. Manufacturer shall not be liable in any manner for the issue of or failure in the performance of other equipment the product is attached to.

Note: We are committed to maintaining our product warranty in line with our standard terms for both the Lauritz Knudsen Brand and the L&T Switchgear brand. The change in brand will not alter our standard warranty terms or any applicable extended warranty terms.

Furthermore, we will ensure that spares and after-sales support remain available throughout the entire product life cycle, regardless of whether the products are under the L&T Switchgear brand or the Lauritz Knudsen Brand

Comprehensive Service Support

Lauritz Knudsen Electrical & Automation has over seven decades of experience in providing after sales service for low voltage distribution system in every type of industry & commercial complex in India

Lauritz Knudsen Electrical & Automation offers the following services, partnering you in your maintenance of low voltage distribution products:

- Regular Maintenance
- Preventive Maintenance Programme
- On Call
- Annual Maintenance Contract
- Product Support for Managing Obsolescence-

Please visit www.LK-EA.com for latest update on our products & prices.

Switchgear Training Centres

Pune
Lauritz Knudsen Electrical & Automation
Switchgear Training Centre
T-156 / 157, MIDC,
Bhosari, Pune - 411 026
Tel: 020-2712 0037 / 2712 0653
E-mail: STC-PUNE@LK-EA.com

Lucknow
Lauritz Knudsen Electrical & Automation
Switchgear Training Centre
C-6 & 7, UPSIDC,
P. O. Sarojininagar,
Lucknow - 226 008
Tel: 97944 54455
E-mail: STC-LUCKNOW@LK-EA.com

Delhi
Lauritz Knudsen Electrical & Automation
Switchgear Training Centre
A-25, Imperia Complex, First Floor
Mohan Cooperative Industrial Estate
Near Sarita Vihar / Mohan Estate Metro Station
Main Mathura Road, New Delhi - 110044
Tel: 9899020306 / 9720186726 / 9560845094
E-mail: STC-DELHI@LK-EA.com

Kolkata
Lauritz Knudsen Electrical & Automation
Switchgear Training Centre,
2nd Floor, Block BN3, Sector V,
Salt Lake City,
Kolkata - 700091, West Bengal
Tel: 7738717893 / 7797795567
E-mail: STC-KOLKATA@LK-EA.com

Vadodara
Lauritz Knudsen Electrical & Automation
Switchgear Training Centre
Behind L&T Knowledge City,
Near Village Ankhol,
Vadodara - 390019
Tel: 0265 6147805 / 6147808
E-mail: STC-VADODARA@LK-EA.com

Coonor
Lauritz Knudsen Electrical & Automation
Switchgear Training Centre
Ooty-Coonoor Main Road
Yellanahalli P.O.,
The Nilgiris - 643 243
Tel: 0423 251 7107
E-mail: STC-COONOOR@LK-EA.com

Customer Interaction Center (CIC)
Phone no: 022 6932 7800
Web: www.LK-EA.com | e-mail: CIC@LK-EA.com

Lauritz Knudsen
Electrical & Automation

Electrical Standard Products (ESP) Offices

HEAD OFFICE

Lauritz Knudsen Electrical & Automation, A/600, Shil-Mahape Road, TTC Industrial Area, MIDC Thane, Navi Mumbai, 400 710, Maharashtra.
Tel: 022-6722 6300 | **Fax:** 022-6705 1112 | **e-mail:** CIC@LK-EA.com

BRANCH OFFICES

Lauritz Knudsen Electrical & Automation
C-201, The First Commercial Complex,
B/S Keshavbaug Party Plot, Vastrapur,
Ahmedabad - 380 015
Phone No: 022-6932 7800
e-mail: CIC@LK-EA.com

Lauritz Knudsen Electrical & Automation
Shri Daneshwari, 1st Floor,
Plot No. 17, 2nd Cross, Near Old Income
Tax Office Road, Vidyanagar,
Hubballi - 580 021
Phone No: 022-6932 7800
e-mail: CIC@LK-EA.com

Lauritz Knudsen Electrical & Automation
No.10, Fortuna Towers, 2nd Floor,
Rana Pratap Marg, Near NBRI,
Lucknow - 226 001
Phone No: 022-6932 7800
e-mail: CIC@LK-EA.com

Lauritz Knudsen Electrical & Automation
A06/A07, Second Floor,
Grand Chandra Complex, Frazer Road
Patna - 800 001
Phone No: 022-6932 7800
e-mail: CIC@LK-EA.com

Lauritz Knudsen Electrical & Automation
Wework Central, #36 Infantry Road,
Bengaluru - 560 001
Phone No: 022-6932 7800
e-mail: CIC@LK-EA.com

Lauritz Knudsen Electrical & Automation
AWFIS Space Solutions, Prestige Phoenix,
4th floor, 1405, Umanagar, Begumpet,
Hyderabad - 500 016
Phone No: 022-6932 7800
e-mail: CIC@LK-EA.com

Lauritz Knudsen Electrical & Automation
El Dorado Building, 3rd Floor, 6,
Venkatraman Street, Chinna Chokkikulam,
Madurai - 625 002
Phone No: 022-6932 7800
e-mail: CIC@LK-EA.com

Lauritz Knudsen Electrical & Automation
UrbanWrk, 5th Floor, Sai Radhe,
Raja Bahadur Mill Road, Behind Hotel
Grand Sheraton, Sangamwadi
Pune - 411 001
Phone No: 022-6932 7800
e-mail: CIC@LK-EA.com

Lauritz Knudsen Electrical & Automation
Workloop Unit-612, 6th Floor,
Esplanade One, Rasulgarh,
Bhubaneswar, Odisha-751010
Phone No: 022 6932 7800
e-mail: CIC@LK-EA.com

Lauritz Knudsen Electrical & Automation
Workie, 214 - 2nd Floor,
Apollo Premier, PU-4,
Scheme No. 54, Vijay Nagar Square,
Indore - 452 010
Phone No: 022-6932 7800
e-mail: CIC@LK-EA.com

Lauritz Knudsen Electrical & Automation
Bestech Business Park,
Tower - A, 2nd floor, Sector - 66
Mohali - 160059
Phone No: 022-6932 7800
e-mail: CIC@LK-EA.com

Lauritz Knudsen Electrical & Automation
Office No. 211 & 212, Pithalia Plaza,
KK Road, Near Fafadih Chowk,
Raipur - 492 001
Phone No: 022-6932 7800
e-mail: CIC@LK-EA.com

Lauritz Knudsen Electrical & Automation,
The Executive Centre
Level 8, Olympia Teknos Park
28, SIDCO Industrial Estate, Guindy,
Chennai - 600 032, Tamil Nadu,
Phone No: 022-6932 7800
e-mail: CIC@LK-EA.com

Lauritz Knudsen Electrical & Automation
Office No. 430, 4th Floor,
Jaipur Electronic Market, Riddhi Siddhi,
Gopalpura Bypass,
Jaipur - 302 018
Phone No: 022-6932 7800
e-mail: CIC@LK-EA.com

Lauritz Knudsen Electrical & Automation
TC II, Tower B, PRIMA BAY Gate No. 5,
Saki Vihar Road Powai,
Mumbai - 400 072
Phone No: 022-6932 7800
e-mail: CIC@LK-EA.com

Lauritz Knudsen Electrical & Automation,
DevX 4th Floor, A Wing, Om 9 Square,
150 Ft Ring Road, Near Nana Mava Circle,
Opp Silver Heights,
Rajkot - 360 001
Phone No: 022-6932 7800
e-mail: CIC@LK-EA.com

Lauritz Knudsen Electrical & Automation
Playworkz Coworking Space
43 & 44, 3rd Cross,
Bharathy Colony, Peelamedu,
Coimbatore - 641 004
Phone No: 022-6932 7800
e-mail: CIC@LK-EA.com

Lauritz Knudsen Electrical & Automation
GDR Siddha, Ground Floor, N Road
Bistupur, Opposite St. Mary's Church,
Jamshedpur - 831 001
Phone No: 022-6932 7800
e-mail: CIC@LK-EA.com

Lauritz Knudsen Electrical & Automation
Unnati Building, 2nd Floor,
Automation Campus, A-600, TTC Industrial
Area Shil-Mahape Road, Mahape,
Navi Mumbai - 400 710
Phone No: 022-6932 7800
e-mail: CIC@LK-EA.com

Lauritz Knudsen Electrical & Automation
10th Floor, Titaanium Business,
Bhimrad Road, Althan
Surat - 395 017
Phone No: 022-6932 7800
e-mail: CIC@LK-EA.com

Lauritz Knudsen Electrical & Automation
3rd Floor, 1&2 Vijay Park,
Main Chakrata Road, Opp. Anandam,
Near Ballupur chowk,
Dehradun - 248 001
Phone No: 022-6932 7800
e-mail: CIC@LK-EA.com

Lauritz Knudsen Electrical & Automation
Business Communication Centre
2nd Floor, Chiramel Chambers,
Kurisupally Road, Ravipuram,
Kochi - 682 015
Phone No: 022-6932 7800
e-mail: CIC@LK-EA.com

Lauritz Knudsen Electrical & Automation
M1 & M2, Mezzanine Floor,
Himalaya Excellency,
Plot No. C-47, Pratap Nagar Square,
Nagpur - 440 022
Phone No: 022-6932 7800
e-mail: CIC@LK-EA.com

Lauritz Knudsen Electrical & Automation
11th Floor, Block-D, Notus IT Park,
Sarabhai Campus, Bhailal Amin Marg,
Vadodara - 390 023
Phone No: 022-6932 7800
e-mail: CIC@LK-EA.com

Lauritz Knudsen Electrical & Automation
Ground Floor, B-27,
Biplab Rashbihari Sarani,
Sector 2A, Bidhan Nagar,
Durgapur - 713 212
Phone No: 022-6932 7800
e-mail: CIC@LK-EA.com

Lauritz & Knudsen Electrical & Automation,
207, 2nd floor, Revolution Complex,
Station Road, E Ward,
Next to Pedestrian Bridge,
Kolhapur - 416 001
Phone No: 022-6932 7800
e-mail: CIC@LK-EA.com

Lauritz Knudsen Electrical & Automation,
3rd floor, Uttam Tower by Viraj Estate,
Sharanpur Road,
Nasik - 422 002
Phone No: 022-6932 7800
e-mail: CIC@LK-EA.com

Lauritz Knudsen Electrical & Automation
Naga Chambers, 3rd Floor, D/No. 12-1-16,
Plot No. 49, Survey No. 1051, Waltair Main Road,
Visakhapatnam - 530 002
Phone No: 022-6932 7800
e-mail: CIC@LK-EA.com

Lauritz Knudsen Electrical & Automation
6th Floor, Exotica Greens, A Block, 191,
R G Baruah Road, Guwahati Central,
Guwahati - 781 005
Phone No: 022-6932 7800
e-mail: CIC@LK-EA.com

Lauritz Knudsen Electrical & Automation
2nd Floor, BN3, Salt Lake, Sector-V,
Kolkata - 700 091
Phone No: 022-6932 7800
e-mail: CIC@LK-EA.com

Lauritz Knudsen Electrical & Automation
A-25, 1st Floor, Imperia Complex,
Mohan Corporative Industrial Estate,
Near Sarita Vihar Metro Station,
Mathura Road,
New Delhi - 110 044
Phone no: 022-6932 7800
e-mail: CIC@LK-EA.com

Product improvement is a continuous process. For the latest information and special application, please contact any of our offices listed here. Product photographs shown for representative purpose only.

Lauritz Knudsen
Electrical & Automation

Lauritz Knudsen Electrical & Automation, Electrical Standard Product
A/600, Shil-Mahape Road, TTC Industrial Area, MIDC Thane, Navi Mumbai, 400 710,
Maharashtra, Phone No: 022-6722 6300 | Web: www.LK-EA.com

Customer Interaction Center (CIC)
Phone no: 022-6932 7800
Web: www.LK-EA.com | e-mail: CIC@LK-EA.com

SP 50554 R18 01.02.2025